

# *STRATFORD POLICE SERVICE*

## *2020 to 2022 Annual Report*





# Table of Contents

- *Chief's Message...page 4*
- *Police Service Mission and Vision...page 5*
- *Strategic Priorities/Trends...page 6*
- *Budget...page 7*
- *General Statistics...page 8*
- *Five Year Occurrence Count...page 9*
- *Dispatch/Arrival Times...page 10*
- *Motor Vehicle Collisions...page 11*
- *Traffic Statistics...page 12*

- *Enforcement – Charges Laid...page 13*
- *Drugs and Firearms...page 14*
- *Social Welfare...page 15*
- *Violent Offences...page 16*
- *Domestic Offences...page 17*
- *Property Offences...page 18*
- *Complaints Against Police...page 19*
- *Contact Us...page 20*

## Chief's Message

*On behalf of the Stratford Police Service, I am proud to present this report which details the recent achievements and the challenges faced not only our police service but the community at large.*

*The experience of a global pandemic informed the police service on enhancements needed to our Emergency Response Plans, how social isolation affected our population and the trends that we observed as a result.*

*Mental health, addiction, homelessness, family conflict and self-harm dominate our social issues calls for service and through the implementation of the Community Safety and Well-Being Plan the police service is collaborating with a larger cross section of community partners than ever before the result being better efficiencies within the system and more effective outcomes for the public.*

*The Mobile Crisis Rapid Response Team (MCRRT) has been embedded into the police service delivery model to ensure street level support for people in crisis.*

*The police service continues to leverage technology to support community safety, increase public accountability and modernize service delivery. Every frontline police officer is now equipped with Body Worn Camera technology, Digital Evidence Management Software and Electronic Court Brief submission through SCOPE allows for better evidence handling and sharing with the Crown Attorney's Office for prosecution, most of the marked police cruisers will soon be equipped with Automatic Licence Plate Reader (ALPR) technology and the service is preparing for Next Generation 911 dispatch capabilities by upgrading telecommunications including phone systems, dispatch consoles and police radio systems.*

*The police service has also modernized it's training with a focus on de-escalation in live scenarios covering a wide range of call response including intimate partner violence, hate based crimes and individuals on the autism spectrum. Each of these call types were identified by the community as requiring a greater focus on a victim centered approach with more sensitivity and compassion to the complexity of the situation.*

*The police service has implemented initiatives to address Equity, Diversity and Inclusion to better position the police service to not only better represent but also better understand the needs of our equity deserving communities. A Community Equity Action Team consisting of representatives from primarily our BIPOC communities advises the Police Service Board on issues relating to police policies, procedures, recruitment and promotion and the recent adoption of the 30% female by 2030 strategy are meant to build trust and respect between the police and the community.*

*The focus for the coming years will be on further modernization of our service delivery model by leveraging technology to support our work, diversifying our workforce to reflect our changing population and build trust, supporting the mental health needs of the community, ensuring that the deployment of officers is evidence based and takes into consideration the predictive analysis of our workload, improving the accessibility and functionality of our police facilities to support the community and our members, implementing staffing strategies to support police visibility and safety and promoting more collaboration and strategic priorities alignment with other community stakeholders through the Community Safety and Well-Being Plan.*

*Greg Skinner, Chief of Police  
Stratford Police Services*



# *Stratford Police Mission*

*TO SERVE AND PROTECT IN PARTNERSHIP WITH OUR COMMUNITY*

## *Stratford Police Values:*

*PROVIDING QUALITY SERVICE IN AN EQUITABLE AND ASSESSIBLE MANNER*

Ensuring the safety and security of all persons and property

Safeguarding the fundamental rights guaranteed by the Canadian Charter of Rights and Freedoms and the Human Rights Code

Avoiding any expression or display of prejudice, bigotry, discrimination and sexual or racial harassment towards any person

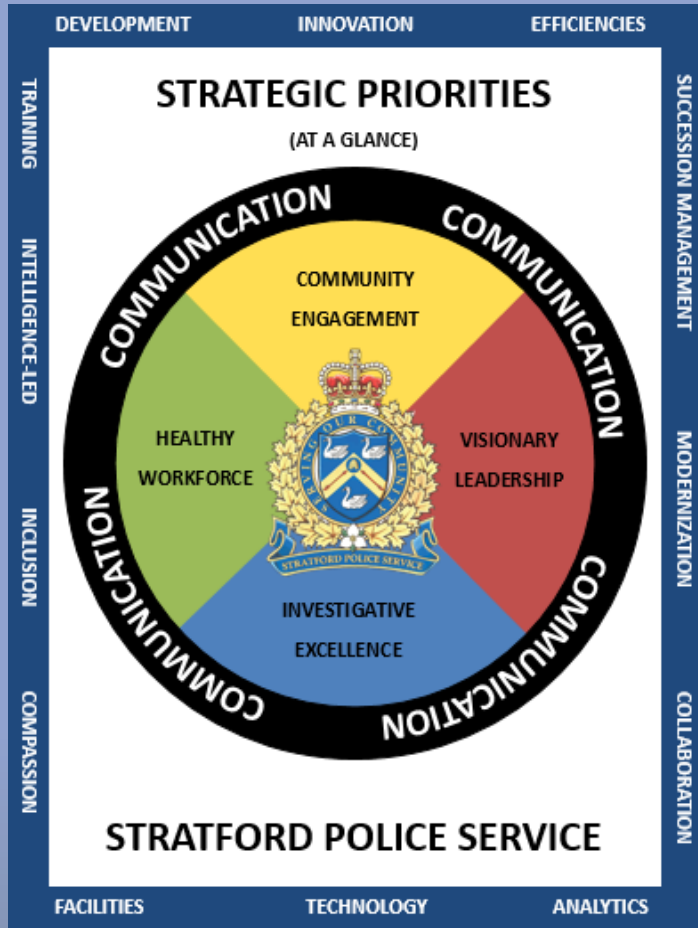
Achieving cooperation between the police service and the community we serve through openness and accountability

Setting an example for the community we serve and being an integral part of that community

Being aggressive in the pursuit of new initiatives and programs that benefit both the community and our members

Maintaining a commitment to continuous learning and improvement

# Priorities and Trends



## THE BUSINESS OF POLICING:

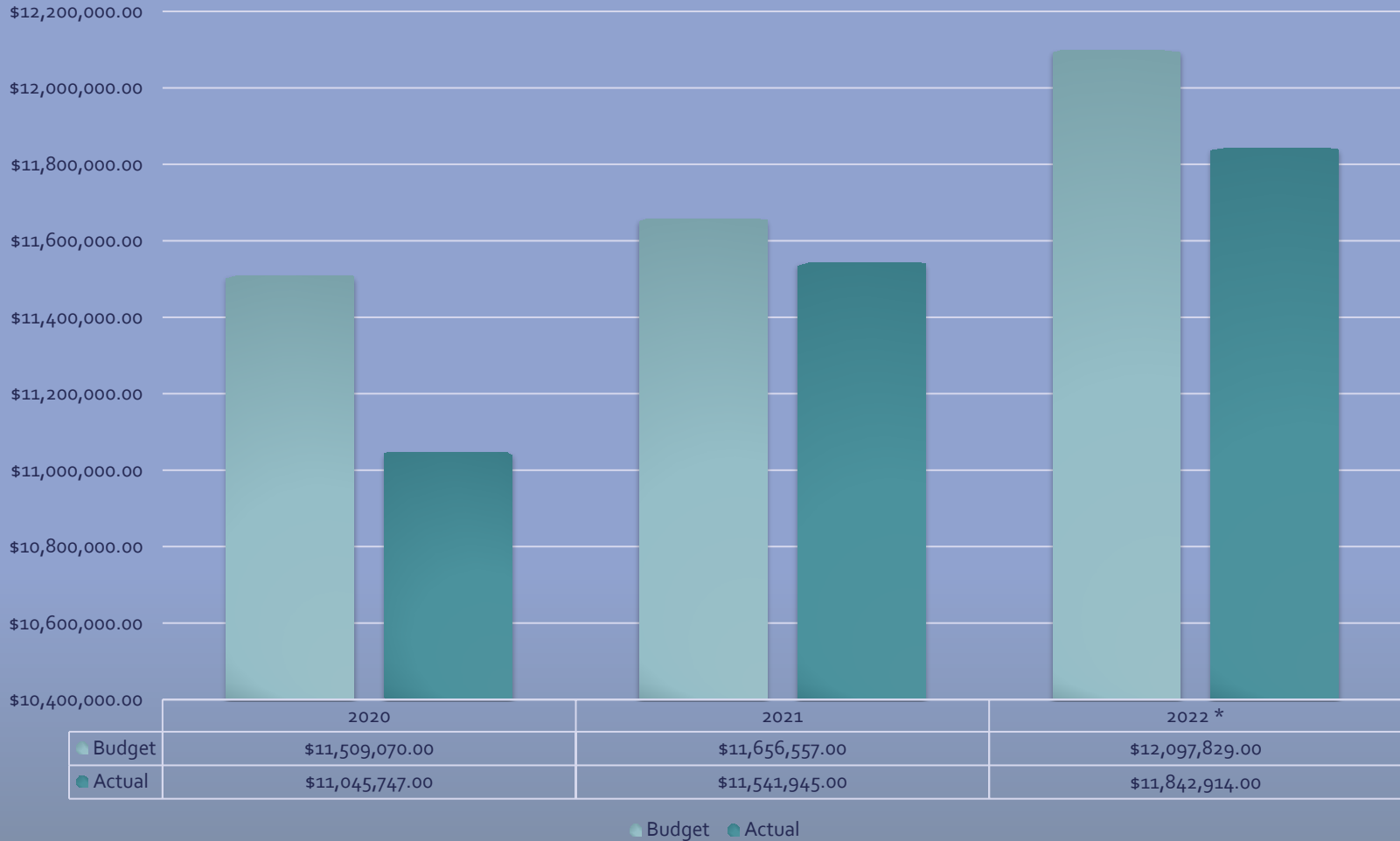
- *Stratford expanded its jurisdiction to include St Marys and Perth South on November 5<sup>th</sup> 2018.*
- *Population policed by the service 43,000*
- *Budget of \$12.5 M (88% relates to wages and benefits)*
- *89 staff – 67 sworn police officers/ 18 full time civilians/ 7 part time civilians*
- *Violent Crime, Drugs and Firearms offences are increasing*
- *The visibility of Social Issues within the community continue to concern the public*

## TRENDS IN POLICING:

- *The complexity of issues facing policing officer is increasing*
- *More training and integration of mental health and addiction experts required as part of the police response strategy*
- *Labour shortages are affecting police services*
- *Public expectation and scrutiny of police continues to increase*
- *Privatization/ Civilianization of traditional uniform policing roles*
- *Increasing use of technology*
- *Difficulty attracting and retaining qualified, skilled and diverse workforce*
- *Increased oversight of the police (Police Service Boards/ OIPRD/ SIU/ Media)*
- *Erosion of Public Trust*

# Budget

Year	Surplus
2020	\$463,323
2021	\$114,612
2022	\$254,915*



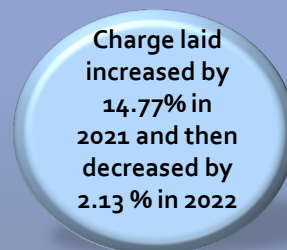
\* 2022 actual expenditures are estimates pending final audit.

# General Statistics

OCCURRENCES	2020 St Marys	2020 Perth South	2020 Stratford	2020 Total	2021 St Marys	2021 Perth South	2021 Stratford	2021 Total	2022 St Marys	2022 Perth South	2022 Stratford	2022 Total
Calls for Service	2,658	1,831	16,432	20,921	2,817	2,497	17,922	23,236	2,764	2,010	18,141	22,915
Violent Crime	40	14	263	317	34	9	293	336	41	19	323	383
Property Crime	222	108	1,145	1,475	205	108	1,395	1,708	227	53	1,335	1,615
Domestic Disputes	159	26	539	724	102	26	458	586	71	25	468	564
Social Welfare	209	72	1,361	1,642	209	58	1,761	2,028	180	51	1,603	1,834
Drugs & Firearms Offence	27	20	549	596	108	47	482	637	54	60	565	679
Charges Laid	648	819	3,233	4,700	675	1,316	3,403	5,394	584	954	3,741	5,279



- *Calls for service increased in 2021 when compared to 2020 which had 20,921 occurrences generated. Then 2022 calls slightly decreased when compared to 2021. The calls for service in 2020 to 2022 are still down when compared to 2019 which had 25,566 occurrences generated. The Covid-19 pandemic is the main reason for the decreased in calls in 2020 to 2022.*
- *In 2021 and 2022 charges laid increased when compared to 2020 which had 4,700. However charges laid in 2020 to 2022 is still lower than 2019 which had 6,814 charges laid. Again, the Covid-19 pandemic is the main reason for the decrease.*
- *For further stats and analysis on violent crime, property crime, domestic disputes, social welfare and drugs/firearm offences, please see that section of this report.*



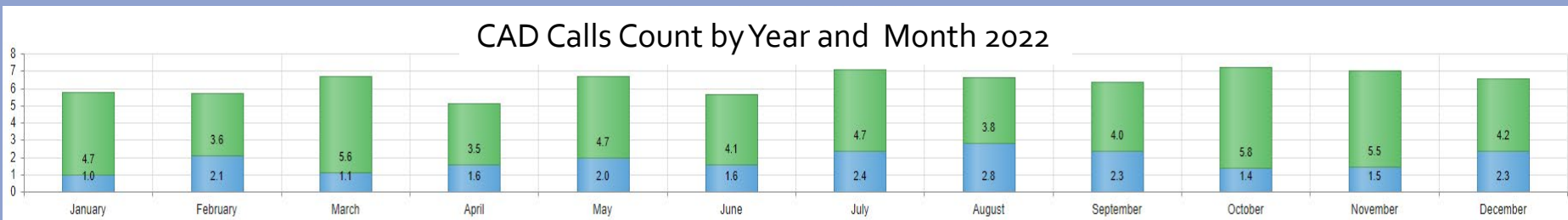
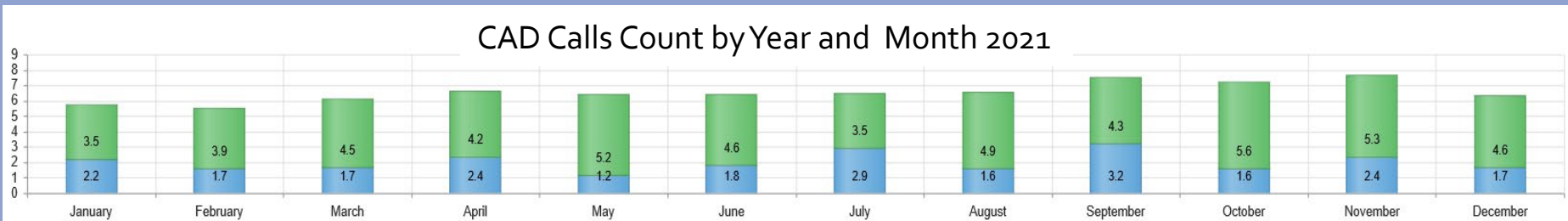
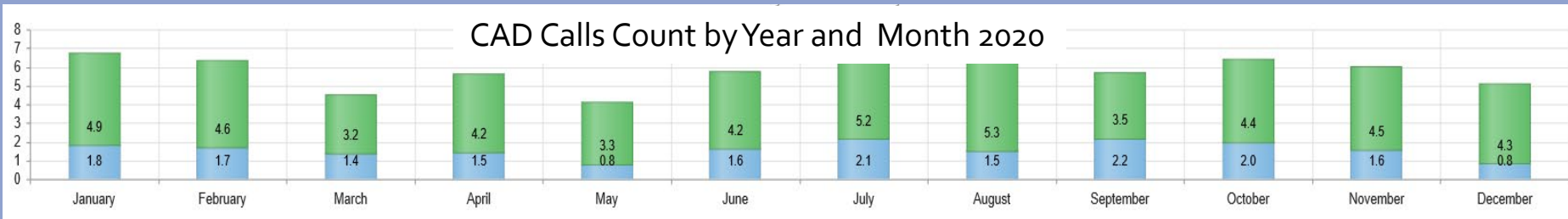


# Five Year Occurrence Count



- The year of 2019 showed the highest number of occurrences generated when being compared by hour, day of week and by month for the last five years. The main reason for this is the takeover of policing Perth South and St Marys on November 5<sup>th</sup> 2018. The reason for the decrease in 2020 to 2022 is due to the Covid-19 pandemic.
- The busiest time of day is from 10am to 3pm with an increase again at 8pm. This has been consistent over the five year comparison.
- In 2022 Friday and Saturday are the busiest days and Sunday is the lowest for occurrences generated.
- The busiest months of the year are July and August and the slowest months are December and February.

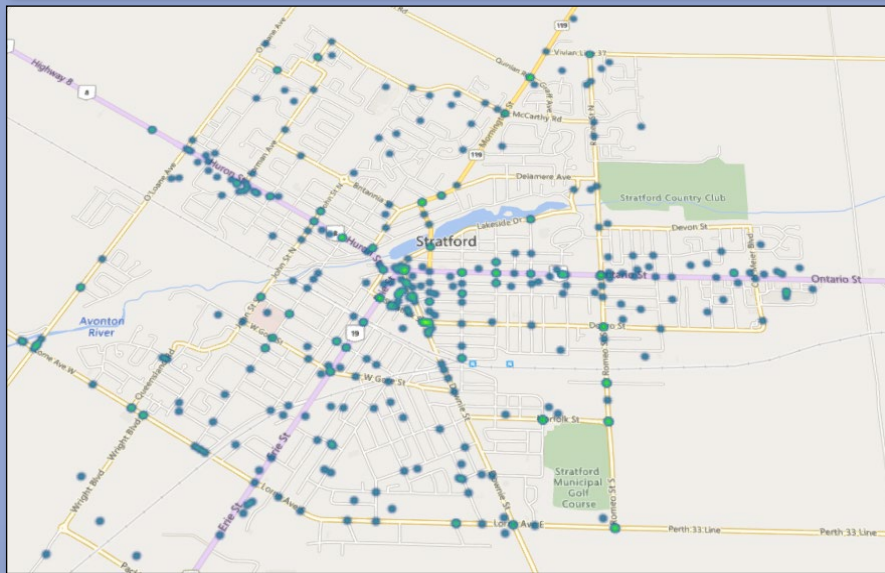
# Dispatch and Arrival Times Averages (minutes)



- In 2022 on priority 1 calls the average time to arrival was 4.52 minutes and the average time to dispatch was 1.84 minutes. Therefore 2022 increased by .18% when compared to 2021 for average time to arrival. Further 2022 decreased by 9.43% for average time to dispatch when compared to 2021.
- On priority 1 calls the average time to arrival was 4.51 minutes in 2021 and 4.29 in 2020. The average time to dispatch was 2.03 minutes in 2021 and 1.58 in 2020. Therefore 2021 increased by 5.05% when compared to 2020 for average time to arrival. Further 2021 increased by 28.42% for average time to dispatch when compared to 2020.
- In 2022 the fastest time to arrival and time to dispatch is the month of April and the slowest is October. January also tends to be a slower month of time to arrival due to weather conditions and this has been consistent when comparing to previous years.
- In 2021 the fastest time to arrival and time to dispatch is the month of January and July and the slowest is October.

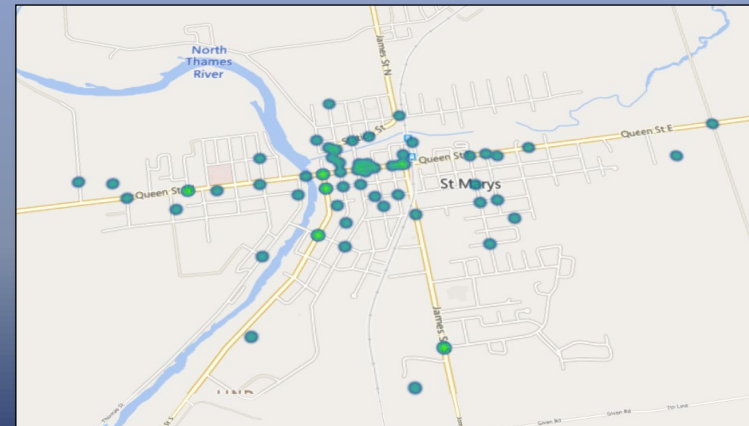
# Motor Vehicle Collisions

OCCURRENCES	2020 St Marys	2020 Perth South	2020 Stratford	2020 Total	2021 St Marys	2021 Perth South	2021 Stratford	2021 Total	2022 St Marys	2022 Perth South	2022 Stratford	2022 Total
MVC's	70	94	526	690	59	120	504	683	98	126	678	902
PERSONAL INJURY	8	13	60	81	4	18	42	64	9	24	68	101
PROPERTY DAMAGE ONLY	47	73	380	500	45	99	396	540	76	95	516	687
HIT AND RUN	15	7	86	108	10	1	66	77	13	7	94	114
FATAL	0	1	0	1	0	2	0	2	0	0	0	0



- In 2022 motor vehicle collisions reported to the police increased by 32.06% when compared to 2021.
- The main reason for the decrease in collisions in 2020 and 2021 was due to people staying home more during the Covid-19 pandemic.
- In 2022 there was 0 fatal collisions, while 2021 had 2, 2020 had 1 and 2019 had 4.
- Top location for a collision in Stratford is at the intersection of Ontario Street and Ch Meier Boulevard.
- Top location for a collision in Perth South is at the intersection of Perth Line 29 and Perth Road 112.
- Top location of a collision in St Marys is at the intersection of Queen Street E to Church Street, as well as Queen Street E and Water Street.

From 2020 to 2022 there has been 3 fatal mvc's and all were in Perth South.



# Traffic Statistics

OCCURRENCES	2020 St Marys	2020 Perth South	2020 Stratford	2020 Total	2021 St Marys	2021 Perth South	2021 Stratford	2021 Total	2022 St Marys	2022 Perth South	2022 Stratford	2022 Total
E-TICKET OCCURRENCES	316	573	1127	2016	334	975	1067	2376	301	688	1032	2021
IMPAIRED OPERATION	7	13	32	52	10	18	46	74	4	15	35	54
DRIVE WHILE DISQUALIFIED	2	8	34	44	1	0	34	35	4	4	43	51
HTA WARNINGS ISSUED	147	163	754	1064	156	233	669	1058	149	223	691	1063



- *There was 2021 E-ticket occurrences generated in 2022 as compared to 2376 in 2021, 2016 in 2020 and 3653 in 2019. The main reason for the decrease in 2020 to 2022 as compared to 2019 is due to the Covid-19 pandemic and staffing shortages.*
- *In 2021 impaired occurrences increased significantly with 74 occurrences when compared to the 52 in 2020 and 54 in 2022.*
- *Warnings issued stayed consistent from 2020 to 2022. However this is a 49.4% decreased when compared to 2019 and this is again due to the pandemic.*

# Enforcement – Charges Laid



Charges laid has decreased when compared to 2019 which had 6755 charges.


- Due to the Covid-19 pandemic and the stay at home order, 2020 to 2022 showed a decrease in charges laid when compared to 2019. The reason for this is due to less HTA to CAIA charges being laid.
- In 2020 to 2022 HTA charges decreased by approximately 40.% when compared to 2019.
- Charges laid under the Criminal Code increased each year by approximately 9%.
- CDSA charges decreased slightly over the three year span.
- CA charges increased steadily each year by 50%.

Legislation	2020 St Marys	2020 Perth South	2020 Stratford	2020 Total	2021 St Marys	2021 Perth South	2021 Stratford	2021 Total	2022 St Marys	2022 Perth South	2022 Stratford	2022 Total
CRIMINAL CODE	222	101	1,378	1,701	203	134	1,687	2,024	168	120	1,972	2,260
CONTROLLED DRUGS & SUBSTANCES ACT	9	5	212	226	33	12	174	219	17	16	171	204
COMPULSORY AUTOMOBILE INSURANCE ACT	46	58	229	333	62	89	180	331	42	66	229	337
HIGHWAY TRAFFIC ACT	349	637	1,260	2,246	363	1,055	1,103	2,521	332	737	1,139	2,208
LIQUOR LICENCE ACT	16	9	87	112	4	15	76	95	16	4	83	103
TRESPASS TO PROPERTY ACT	2	1	27	30	2	0	78	80	4	2	61	67
CANNABIS ACT	2	6	24	32	5	5	29	39	4	5	47	56
<b>Total</b>	<b>646</b>	<b>817</b>	<b>3,217</b>	<b>4,680</b>	<b>672</b>	<b>1,310</b>	<b>3,327</b>	<b>5,309</b>	<b>583</b>	<b>950</b>	<b>3,702</b>	<b>5,235</b>

# Drugs to Firearms

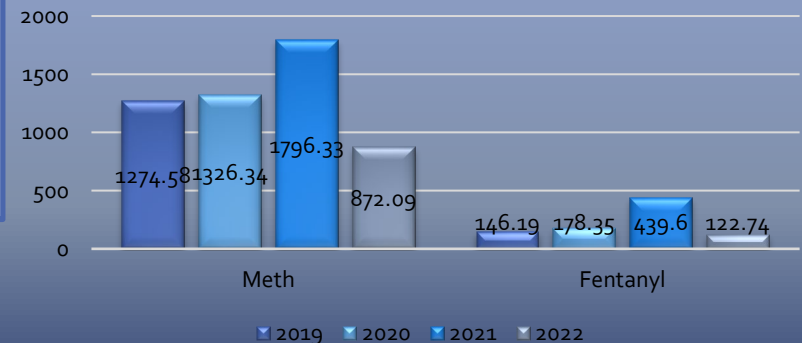


OCCURRENCES	2020 St Marys	2020 Perth South	2020 Stratford	2020 Total	2021 St Marys	2021 Perth South	2021 Stratford	2021 Total	2022 St Marys	2022 Perth South	2022 Stratford	2022 Total
<b>CDSA CHARGES</b>	9	5	212	226	33	12	174	219	17	16	171	204
Possession Heroin	0	0	5	5	0	0	0	0	0	0	0	0
Possession Cocaine	0	3	18	21	5	2	14	21	2	8	19	29
Possession Other	6	2	141	149	16	4	133	153	14	8	117	139
Traffick Meth	0	0	1	1	0	0	0	0	0	0	0	0
Traffick Other	0	0	1	1	0	0	0	0	1	0	0	1
Possession for Purpose Cocaine	0	0	7	7	4	4	2	10	0	0	4	4
Possession for Purpose Heroin	0	0	3	3	0	0	0	0	0	0	0	0
Possession for Purpose Other	3	0	36	39	8	2	25	35	0	0	31	31
<b>WEAPON OFFENCES</b>	4	3	45	52	8	3	48	59	9	6	68	83
<b>WEAPONS CHARGES</b>	5	7	80	92	34	20	86	140	11	22	155	188
Possession Contrary to Order	1	3	13	17	8	2	20	30	2	2	28	32
Possession of Weapon	4	0	32	36	15	6	33	54	5	7	70	82
Carry Concealed	0	0	11	11	0	1	10	11	2	2	19	23
Unauthorized possession of Firearm/Weapon	0	4	24	28	11	11	23	45	2	11	38	51



- CDSA charges decreased slightly over the three year span.
- Weapons charges and seizures continue to rise from year to year. There was 188 weapons charges laid in 2022 as compared to the 140 in 2021, 92 in 2020 and 62 in 2019.
- The amount of drugs seized by Stratford Police rose in 2019, 2020 and 2021 but drop dramatically in 2022.

## Drug Seizure Comparison in Grams



# Social Welfare

OCCURRENCES	2020 St Marys	2020 Perth South	2020 Stratford	2020 Total	2021 St Marys	2021 Perth South	2021 Stratford	2021 Total	2022 St Marys	2022 Perth South	2022 Stratford	2022 Total
Mental Health Related	66	21	514	601	99	17	728	844	54	18	605	677
Missing Persons/Check Well-Being	120	44	770	925	97	34	915	1,046	106	25	897	1,028
Overdoses	5	1	16	22	3	1	33	37	2	0	17	19
Suicides Including Attempts	6	1	23	30	2	0	32	34	4	4	24	32
Sudden Deaths	12	5	38	55	8	6	53	67	14	4	60	78

Overdoses increased by 15.8% in 2020, 68% in 2021, and then decreased by 48.7% in 2022

Mental health occ's increased by 45.9% in 2020, 40.4% in 2021, and decreased by 19.8% in 2022

Suicides including attempts remained the same over the last three years

- All of the categories relating to social welfare listed above increased in 2021 and 2020 when compared to the year before. In 2022 all the categories decreased when compared to 2021.
- In 2019 there was 412 mental health related occurrences which increased by 45.9% to 601 occurrences in 2020 and increased again by 40.4% to 844 in 2021. In 2022 there was 677 mental related occurrences which is a 19.79% decrease when compared to 2021.
- From 2020 to 2022 there were 78 overdoses reported to the Police. Of the 78 overdoses, 5 resulted in a fatality. Narcan was administered in 33 of the overdoses and 4 of these were by police.
- The Mobile Crisis Rapid Response Team (MCRRT) assisted Police on 332 occurrences in 2020, 1207 occurrences in 2021 and 773 in 2022.

# Violent Offences

Sexual Assault  
occurrences  
increased by  
57% in 2022

Violent  
offences  
increased over  
the last three  
years.

OCCURRENCES	2020 St Marys	2020 Perth South	2020 Stratford	2020 Total	2021 St Marys	2021 Perth South	2021 Stratford	2021 Total	2022 St Marys	2022 Perth South	2022 Stratford	2022 Total
<b>VIOLENT OFFENCES</b>	<b>40</b>	<b>14</b>	<b>263</b>	<b>317</b>	<b>34</b>	<b>9</b>	<b>293</b>	<b>336</b>	<b>41</b>	<b>19</b>	<b>323</b>	<b>383</b>
HOMICIDE including ATTEMPTS	1	0	1	2	0	0	0	0	0	0	1	1
ASSAULTS	29	12	195	236	25	5	207	237	32	13	226	271
Sexual Assault	2	4	25	31	5	0	30	35	6	3	46	55
Aggravated Assault	0	0	2	2	0	0	1	1	0	0	0	0
Assault w Weapon / Causing Bodily Harm	3	1	31	35	4	1	40	45	4	3	29	36
Assault Level 1	23	6	120	149	15	3	131	149	22	7	136	165
Assault Police	1	1	17	19	1	1	5	7	0	0	15	15
ROBBERY	1	0	4	5	0	0	4	4	1	0	10	11
UTTER THREATS TO PERSON	9	1	54	64	7	4	77	88	7	6	83	96
ARSON-DISREGARD FOR HUMAN LIFE	0	1	9	10	2	0	5	7	1	0	3	4

- In 2022 there was 383 violent occurrences reported, as compared to 336 in 2021 and 317 in 2020.
- There is an average of 30 to 40 Sexual Assaults reported to Stratford Police every year. However in 2022 there was 55 sexual assaults report to the police.
- Police investigated 2 attempt homicides in 2020. There were no attempt homicides in 2019 or 2021 and 1 in 2022.
- Assault Police occurrences decreased by 63% when comparing 2021 to 2020. Then in 2022 assault police occurrences increased to 15 occurrences as compared to the 7 in 2021.



# Domestic Offences

OCCURRENCES	2020 St Marys	2020 Perth South	2020 Stratford	2020 Total	2021 St Marys	2021 Perth South	2021 Stratford	2021 Total	2022 St Marys	2022 Perth South	2022 Stratford	2022 Total
Domestic Disputes	159	26	539	724	102	26	458	586	71	25	468	564
Criminal Harassment/ Stalking/Harassing Contact	4	1	51	56	12	3	44	59	8	1	47	56

- Domestic disputes decreased by 19.06% when compared to 2020 and another 3.75% in 2022 when compared to 2021. However domestic disputes increased by 11.7% in 2020 when compared to 2019.
- Charges were laid in 18.37% % of the domestic related occurrences in 2020 to 2022.
- St Marys accounted for 17.72% of the domestic related occurrences reported to Police in 2020 to 2022.

From 2020 to 2022 102 occurrences resulted in charges.

Number of Occurrences where one party was charged, 83% male, 10% female.

Both parties were charged on 8% of the occurrences where charges were laid



# Property Offences

OCCURRENCES	2020 St Marys	2020 Perth South	2020 Stratford	2020 Total	2021 St Marys	2021 Perth South	2021 Stratford	2021 Total	2022 St Marys	2022 Perth South	2022 Stratford	2022 Total
<b>PROPERTY OFFENCES</b>	<b>222</b>	<b>108</b>	<b>1,145</b>	<b>1,475</b>	<b>205</b>	<b>108</b>	<b>1,395</b>	<b>1,708</b>	<b>227</b>	<b>53</b>	<b>1,335</b>	<b>1,615</b>
BREAK & ENTER	24	23	128	175	22	22	114	158	24	8	128	160
THEFT OVER \$5000	1	2	18	21	2	2	9	13	0	0	6	6
THEFT UNDER \$5000	62	32	257	351	44	17	288	349	58	7	330	395
THEFT FROM A MOTOR VEHICLE	29	4	182	215	37	10	309	356	29	8	149	186
SHOPLIFTING	17	0	48	65	4	0	123	127	7	0	159	166
FRAUD & IDENTITY THEFT	34	9	184	227	30	15	195	240	40	7	211	258
MISCHIEF /PROPERTY DAMAGE /GRAFFITI	44	9	292	345	51	23	325	399	57	11	298	366
STOLEN VEHICLES	11	29	36	76	15	19	32	66	12	12	54	78

- Overall property offences in 2021 increased by 15.56% when compared to 2020 and decreased by 5.44% when comparing 2022 to 2021.
- Shoplifting showed a significant increase of 92.31% when comparing 2021 to 2020 and 30.71% when comparing 2022 to 2021. However there was a significant decrease of 43.48% when comparing 2020 to 2019 and this is due to stores being closed during the Covid-19 pandemic.
- Theft from motor vehicles increased by 65.58 % when comparing 2021 to 2020 and then decreased by 47.75% when comparing 2022 to 2021.
- Theft of vehicles decreased by 13.16% when comparing 2021 to 2020 and then increased by 18.18% when comparing 2022 to 2021.
- Break and enters decreased by 8.57% when comparing 2021 to 2020 and then stayed the same in 2022.

**LOCK IT OR LOSE IT**

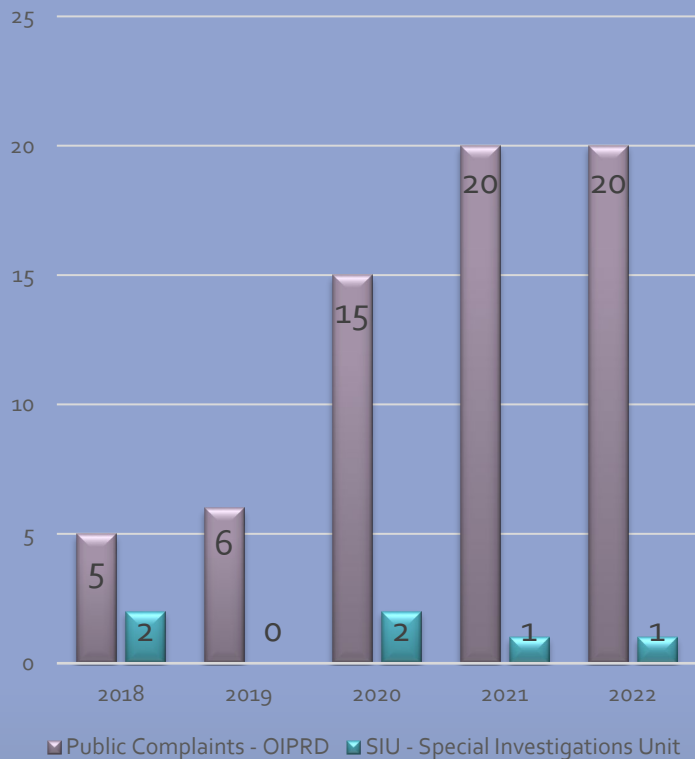
HIDE YOUR VALUABLES    LOCK YOUR VEHICLE    TAKE IT WITH YOU

**Be Smart. Stay Safe.**

- Always keep valuables out of sight or in the trunk
- Never leave valuables in unattended vehicles
- Always lock your vehicle
- Notify the police of any suspicious activity



# Complaints Against Police



Accountability and transparency go a long way to building trust between the public and the police. There are two independent civilian investigative agencies in Ontario whose mandates are to investigate the conduct of police officers.

The **Office of the Independent Review Director (OIPRD)** investigates all complaints where a member of public alleges that an officer has committed misconduct under the Police Services Act.

"Police officers are expected to act with honesty and integrity and not abuse the extraordinary powers and authority they are granted. Police officers are also expected to treat people with respect and to act in a manner that does not discredit or undermine public confidence in the police service." [www.oiprd.ca](http://www.oiprd.ca)

The Stratford Police Service implemented Body Worn Cameras to preserve evidence of police interactions with the public and enhance police accountability.

While the number of public complaints continues to rise the vast majority of those complaints are screened out by the OIPRD prior to be referred for investigation and of the 6 complaints in 2022 that were referred for investigation 5 resulted in findings of unsubstantiated while 1 complaint went to early resolution. In 2022 there were also 2 Service Complaints investigated with action taken in 1 of those investigations.

The **Special Investigations Unit (SIU)** is a civilian law enforcement agency which investigates incidents involving police officers where there has been death, serious injury or allegations of sexual assault where there may be criminal conduct on the part of the officer(s).

There was 1 SIU investigation in 2022 that was deemed after investigation to be caused by a medical issue so there was no finding of any police misconduct.

# Contact Us



Emergencies: 911

Non-emergencies: 519-271-4141

Mailing address: 17 George St W  
Box 21041  
Stratford ON,  
N5A 7V4

