

STRATFORD POLICE SERVICE

2024 Annual Report



TABLE OF CONTENTS

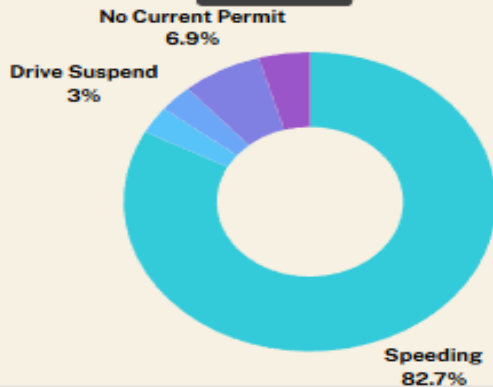
- *Quick Overview...page 3*
- *Chief's Message...page 4*
- *Message from Chair...page 5*
- *Police Service Mission and Vision...page 6*
- *Strategic Priorities/Trends...page 7*
- *Budget...page 8*
- *General Statistics...page 9*
- *Five Year Occurrence Count...page 10*
- *Dispatch/Arrival Times...page 11*
- *Motor Vehicle Collisions...page 12*

- *Traffic Statistics...page 13*
- *Enforcement – Charges Laid...page 14*
- *Drugs and Firearms...page 15*
- *Social Welfare...page 16*
- *Violent Offences...page 17*
- *Domestic Offences...page 18*
- *Property Offences...page 19*
- *Complaints Against Police...page 20*
- *Contact Us...page 21*

Quick Overview

2024 OCCURRENCE STATISTICS FOR PERTH SOUTH *Township of* **Perth South**

E-TICKETS



POLICE CALLS TO 911

Annual calls for police service increased by 439 calls in 2024.



2435

POLICE CALLS IN 2024

OCCURRENCES

CHARGES LAID **1214** YOUTHS CHARGES **2**

DOMESTIC VIOLENCE

Calls **34** Which led to Charged **6**

COLLISIONS

Police responded to 117 motor vehicle collisions in 2024.



Fatal Accidents **0**
Resulted in Personal Injuries **14**
Hit & Runs **3**
Other Collisions **100**

MENTAL HEALTH CALLS

17 Mental health related calls

SUICIDES

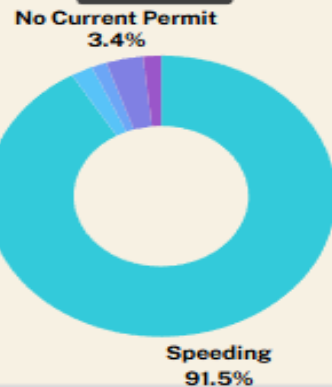
2 Includes attempted suicides.

2024 OCCURRENCE STATISTICS FOR ST MARYS



ONTARIO CANADA
ST. MARYS

E-TICKETS



POLICE CALLS TO 911

Annual calls for police service decreased by 166 calls in 2024.



2465

POLICE CALLS IN 2024

OCCURRENCES

CHARGES LAID **578** YOUTHS CHARGES **2**

DOMESTIC VIOLENCE

Calls **73** Which led to Charged **10**

COLLISIONS

Police responded to 70 motor vehicle collisions in 2024.



Fatal Accidents **0**
Resulted in Personal Injuries **4**
Hit & Runs **13**
Other Collisions **53**

MENTAL HEALTH CALLS

83 Mental health related calls

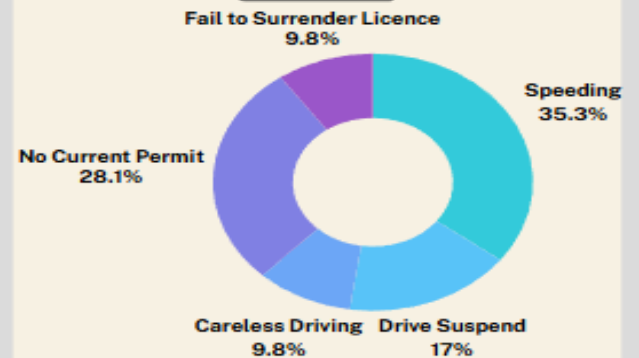
SUICIDES

3 Includes attempted suicides.

2024 OCCURRENCE STATISTICS FOR STRATFORD



E-TICKETS



POLICE CALLS TO 911

Annual calls for police service decreased by 1826 calls in 2024.



18479

POLICE CALLS IN 2024

OCCURRENCES

CHARGES LAID **4176** YOUTHS CHARGES **67**

DOMESTIC VIOLENCE

Calls **548** Which led to Charged **106**

COLLISIONS

Police responded to 712 motor vehicle collisions in 2024.



Fatal Accidents **1**
Resulted in Personal Injuries **70**
Hit & Runs **133**
Other Collisions **508**

MENTAL HEALTH CALLS

796 Mental health related calls

SUICIDES

26 Includes attempted suicides.

Chief's Message

It is my privilege to serve as the Chief of Police for the City of Stratford, Town of St. Marys and Municipality of Perth South. The municipal partnerships that have developed since 2018 when the service expanded to include St. Marys and Perth South continues to add to our abilities to support community safety and well-being.

I am pleased to present the 2024 Stratford Police Annual Report and provide the community with an overview of the significant events and changes that have happened over the past year and provide a glimpse into what the future of policing looks like as we continue to modernize the service and ensure that we are utilizing our human and financial resources as efficiently and effectively as possible.

The governing legislation that dictates how policing operates in the Province has been updated from the Police Service Act of 1991 to the new Community Safety and Policing Act. Updates include greater police oversight and governance, amendments to police labour relations and arbitrations, and improved alignment and consistency with other government statutes to highlight just a few.

Operationally the Stratford Police Service had a busy year in 2024 as we responded to 23,379 calls for service which was down from 2023 but there are some areas of concern that we need to continue to prioritize. Officers continue to respond to mental health crisis calls (896) and overdoses (121 – 5 of which resulted in fatalities) and suicides and sudden deaths (79). The Stratford Police also responded to two firearms related homicides in 2024. One resulted in multiple casualties with two fatalities and the other resulted in one person losing their life.

Staffing continues to be the number one priority for the service as we deal with long-term absences from the frontline resulting primarily from job-related injuries. In an effort to maintain our service delivery level and provide for community and officer safety we use overtime to maintain our staffing presence. This is an expensive way to do business, it increases the workload on our available members, lessens the amount of downtime away from the frontline and increases their exposure to trauma, violence and stress. We continue to try to fill those staffing gaps and have been able to recruit good young officers. The Police Service has become very young, very quickly as currently over half of our frontline constables have less than 10 years of policing experience.

The service continues to leverage technology to improve efficiencies, enhance investigative integrity, and attempt to contain costs. In 2024 the service integrated Coplogic, Digital Evidence Management, Automated License Plate Readers and in addition to Body Worn Cameras that every frontline officer is equipped with each marked police vehicle is equipped with on-board cameras the monitor both the interior and exterior of the vehicle at all times. In 2025, the city will be investing in automated speed enforcement technology, there will be more surveillance camera coverage in areas where police calls for service are more frequent, the service will be looking to expand its drone capabilities and the Next Generation 911 dispatch system will be operational which will allow the public to text in their 911 to our dispatch center. Administratively, the service will continue to incorporate technology to streamline processes so the public can access our services when and where it is convenient for them.

2025 and beyond are going to continue to see changes implemented as we streamline business, increase efficiencies and contain costs making every effort to customize our service delivery to the communities we serve. Our members are fortunate to work in a community that values safety and security and your police service is committed to community safety and well being for our citizens and visitors alike.



Message from the Chair



On behalf of the Stratford Police Service Board, I'm pleased to present the 2024 Annual Report for the Stratford Police Service.

This report highlights the Service's ongoing commitment to community safety and well-being, and the exceptional work carried out over the past year.

Looking ahead, the Board is developing a new Strategic Plan to reflect the evolving needs of our communities. While safety remains our core priority, we will engage with stakeholders to ensure all voices are heard and understood. We are also aligning with the Community Safety and Policing Act to meet legislative requirements for governance and performance.

I thank my fellow board members for their leadership, and extend our appreciation to Chief Greg Skinner and the entire Stratford Police Service for their dedication and professionalism.

Lastly, thank you to the residents of Stratford, St. Marys, and Perth South. Your continued support is vital to creating safe, vibrant communities.

Steve Cousins
Chair, Stratford Police Service Board

Stratford Police Mission

TO SERVE AND PROTECT IN PARTNERSHIP WITH OUR COMMUNITY

Stratford Police Values:

PROVIDING QUALITY SERVICE IN AN EQUITABLE AND ASSESSIBLE MANNER

ENSURING THE SAFETY AND SECURITY OF ALL PERSONS AND PROPERTY

SAFEGUARDING THE FUNDAMENTAL RIGHTS GUARANTEED BY THE CANADIAN CHARTER OF RIGHTS AND FREEDOMS AND THE HUMAN RIGHTS CODE

AVOIDING ANY EXPRESSION OR DISPLAY OF PREJUDICE, BIGOTRY, DISCRIMINATION AND SEXUAL OR RACIAL HARASSMENT TOWARDS ANY PERSON

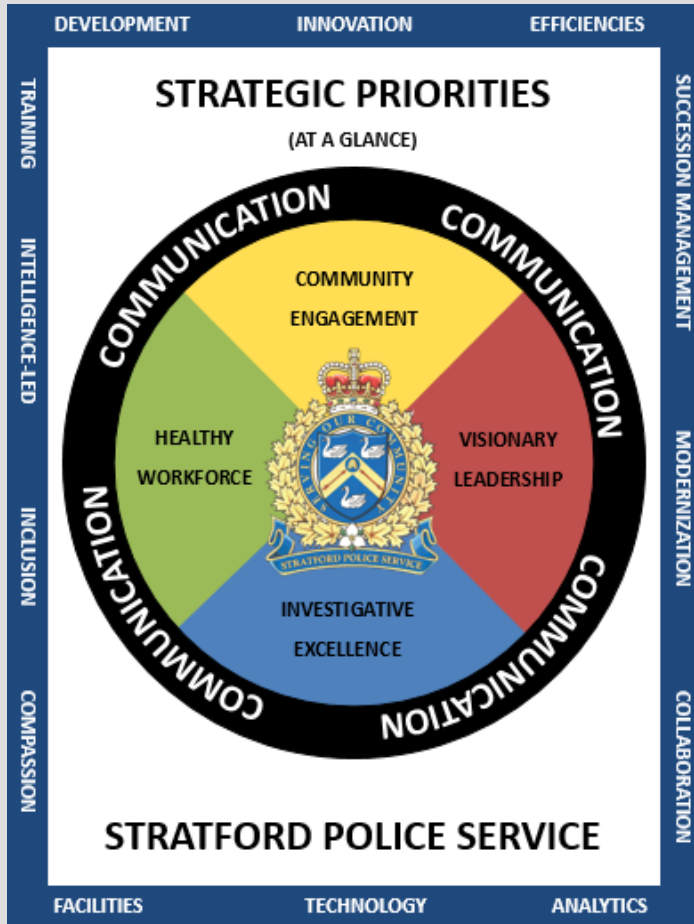
ACHIEVING COOPERATION BETWEEN THE POLICE SERVICE AND THE COMMUNITY WE SERVE THROUGH OPENNESS AND ACCOUNTABILITY

SETTING AN EXAMPLE FOR THE COMMUNITY WE SERVE AND BEING AN INTEGRAL PART OF THAT COMMUNITY

BEING AGGRESSIVE IN THE PURSUIT OF NEW INITIATIVES AND PROGRAMS THAT BENEFIT BOTH THE COMMUNITY AND OUR MEMBERS

MAINTAINING A COMMITMENT TO CONTINUOUS LEARNING AND IMPROVEMENT

PRIORITIES AND TRENDS



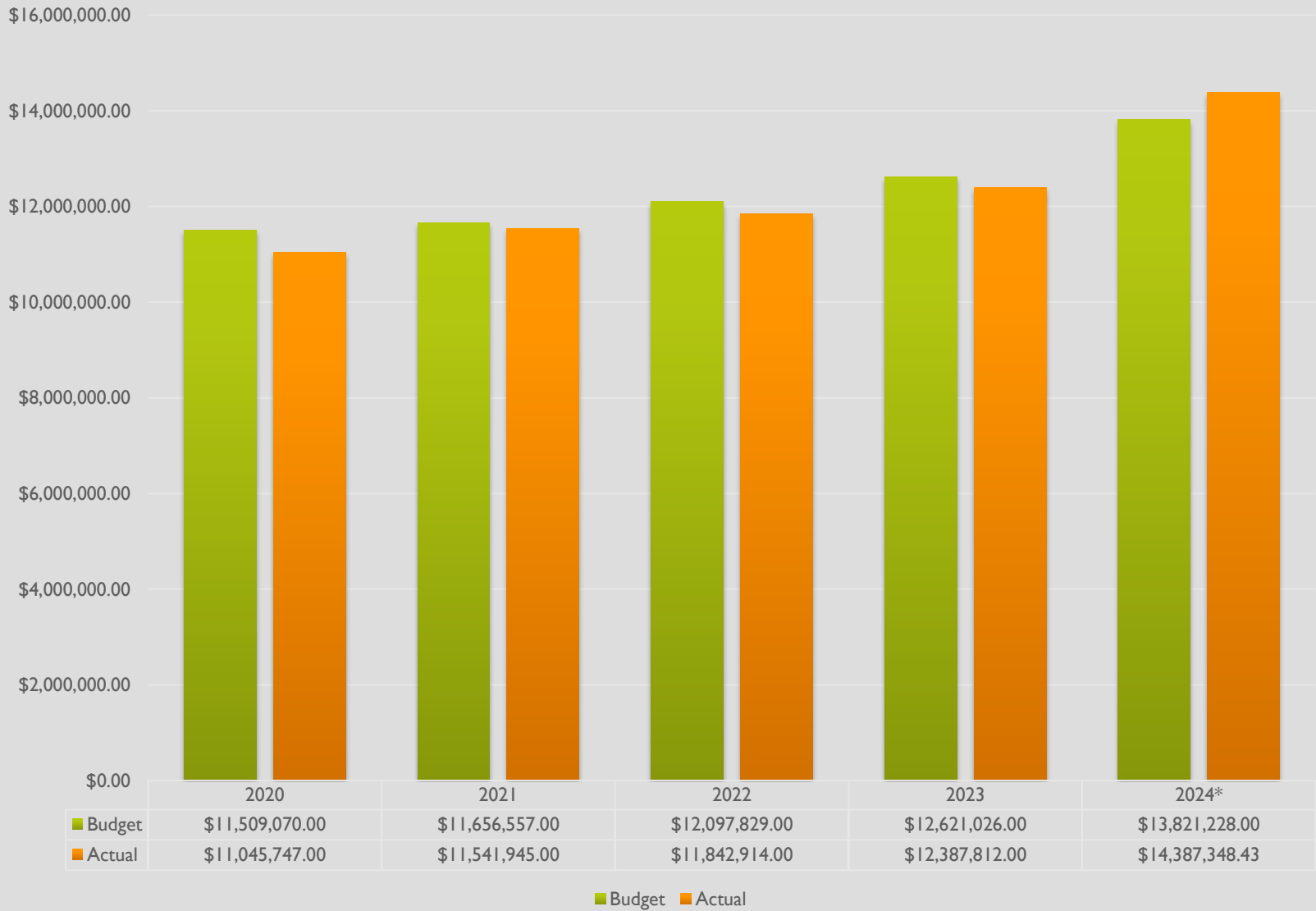
THE BUSINESS OF POLICING:

- Stratford expanded its jurisdiction to include St Marys and Perth South on November 5th 2018
- Population policed by the service 43,000
- 97 staff – 71 sworn police officers/19 full time civilians/7 part time civilians
- Violent Crime, Drugs and Firearms offences are increasing
- The visibility of Social Issues within the community continue to concern the public

TRENDS IN POLICING:

- The complexity of issues facing police officers is increasing
- More training and integration of mental health and addiction experts required as part of the police response strategy
- Labour shortages are affecting police services
- Public expectation and scrutiny of police continues to increase
- Privatization/Civilianization of traditional uniform policing roles
- Increasing use of technology
- Difficulty attracting and retaining qualified, skilled and diverse workforce
- Increased oversight of the police (Police Service Boards/OIPRD/SIU/Media)
- Erosion of Public Trust

BUDGET



* 2024 actual expenditures are estimates pending final audit.

GENERAL STATISTICS

OCCURRENCES	2023 St Marys	2023 Perth South	2023 Stratford	2023 Total	2024 St Marys	2024 Perth South	2024 Stratford	2024 Total
Calls for Service	2,631	1,996	20,305	24,932	2,465	2,435	18,479	23,379
Violent Crime	43	13	364	420	53	9	363	425
Property Crime	176	69	1,427	1,672	158	58	1,303	1,519
Domestic Disputes	107	32	615	754	107	34	548	689
Social Welfare	194	59	1,875	2,128	210	47	1,827	2,084
Drugs & Firearms Offences	63	25	612	700	42	13	610	665
Charges Laid	528	1,025	3,885	5,438	578	1,214	4,176	5,968

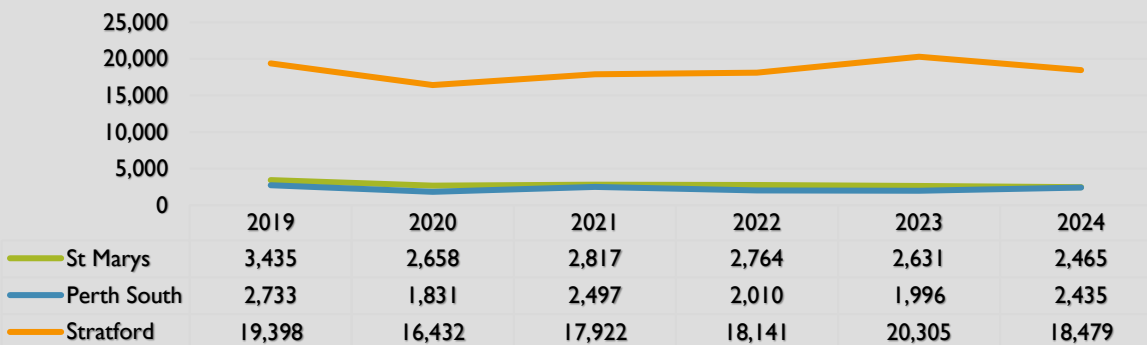
Calls for service decreased by 6.23% in 2024

Calls for service decreased by 8.99% in 2024 for Stratford

Violent crime stayed the same in 2024

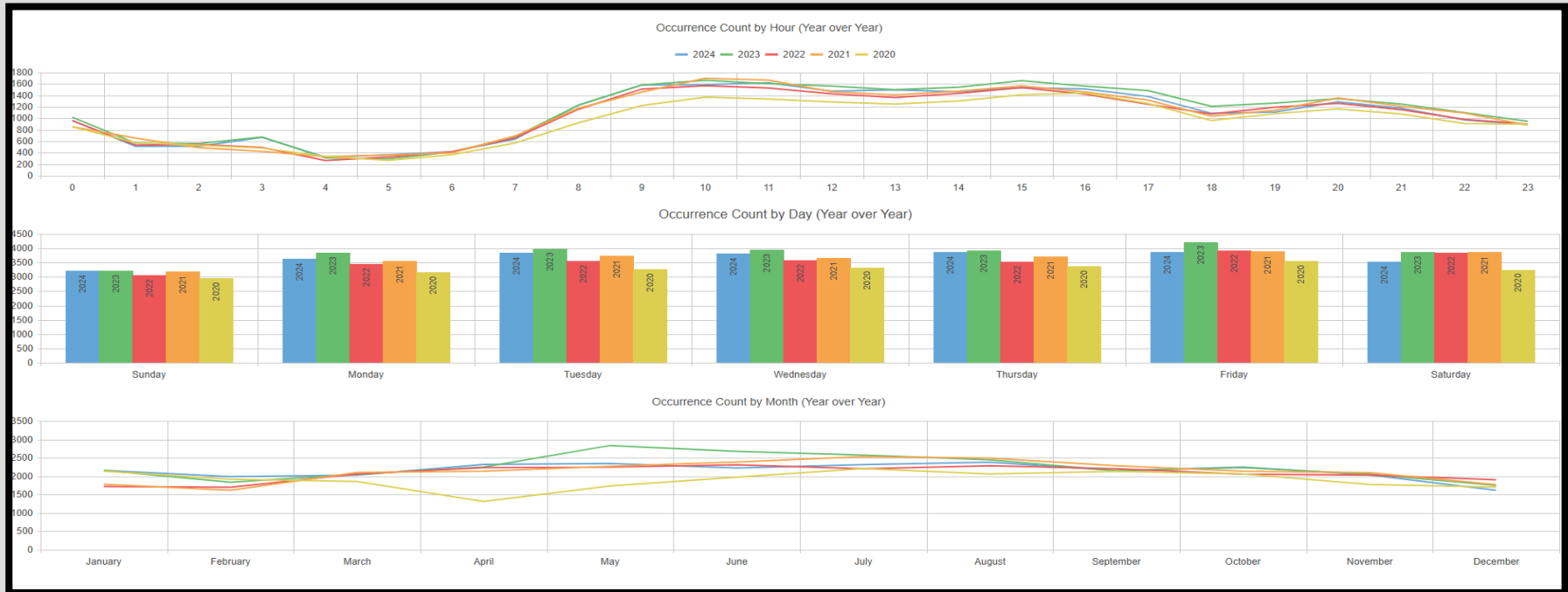
Charge laid increased by 9.75% in 2023

2019 to 2024 Occurrences Generated Yearly Comparison



- Calls for service increased in 2023 when compared to 2022. However, calls for service decreased in 2024 when compared to 2023 but are still higher than the calls for service in 2022 which was 22,915.
- For further information and analysis on violent crime, property crime, domestic disputes, social welfare, drugs/firearm offences and charges laid please see that section of this report.

FIVE YEAR OCCURRENCE COUNT

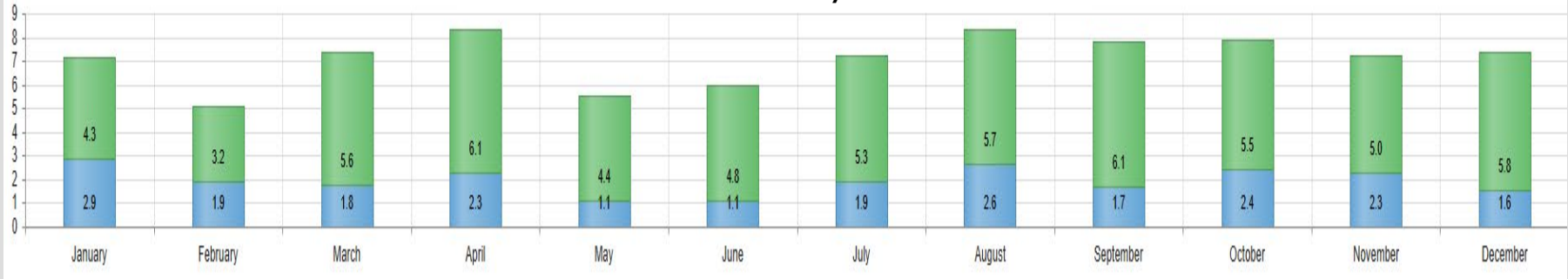


- The year of 2019 showed the highest number of occurrences generated when compared to the last six years. However, 2023 had the highest number of occurrences generated in the last six years when looking at only Stratford occurrences.
- The busiest time of day is from 10am to 3pm with an increase again at 8pm. This has been consistent over the five-year comparison.
- In 2024 Friday was the busiest day and Sunday was the least busy for occurrences generated.
- In 2024 the busiest months of the year for calls for service were May and June, and the slowest months were December and February.

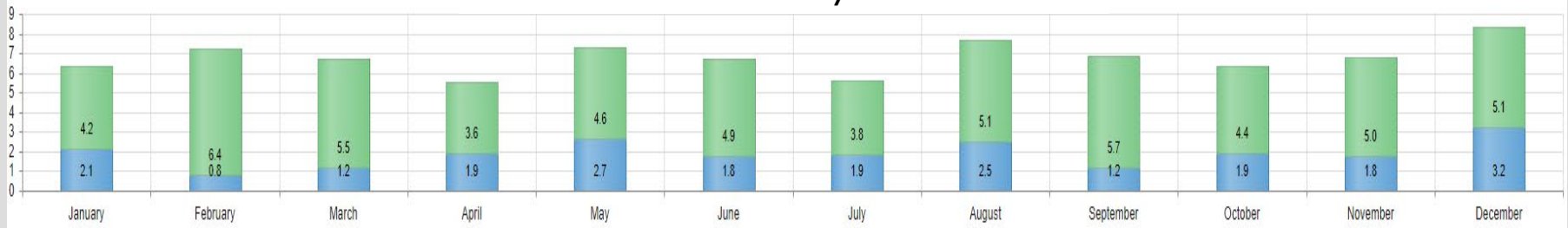
DISPATCH AND ARRIVAL TIMES AVERAGES (MINUTES)

Average Time to Arrival
Average Time to Dispatch

2024 CAD Calls Count by Year and Month



2023 CAD Calls Count by Year and Month



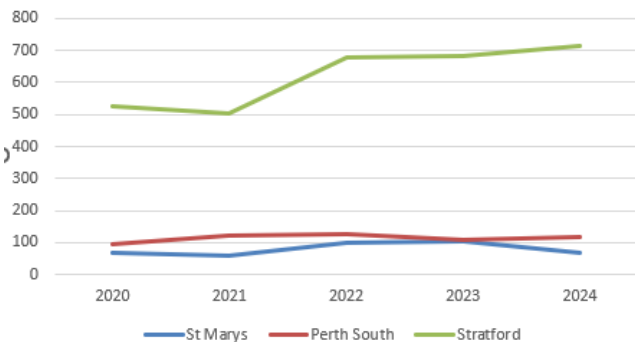
- In 2024 on priority 1 calls, the average time for police to arrive was 5.15 minutes and the average time from the call until police were dispatched was 1.97 minutes. Therefore 2024 increased by 6% when compared to 2023 for average time for police to arrive. Further, 2024 increased by 5.92% for average time from call until police were dispatched when compared to 2023.*
- In 2024 the fastest time for police to arrive and time until police are dispatched was the month of February and the slowest was April. January also tends to be a slower month for time it takes for police to arrive due to weather conditions and this has been consistent when comparing to previous years.*
- In 2024 the fastest time for police to arrive and time from call until police were dispatched is Sunday and Friday and the slowest was Saturday.*

MOTOR VEHICLE COLLISIONS

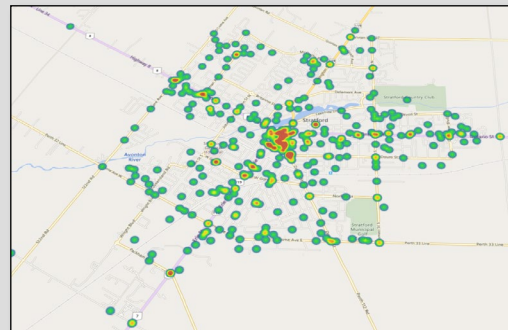
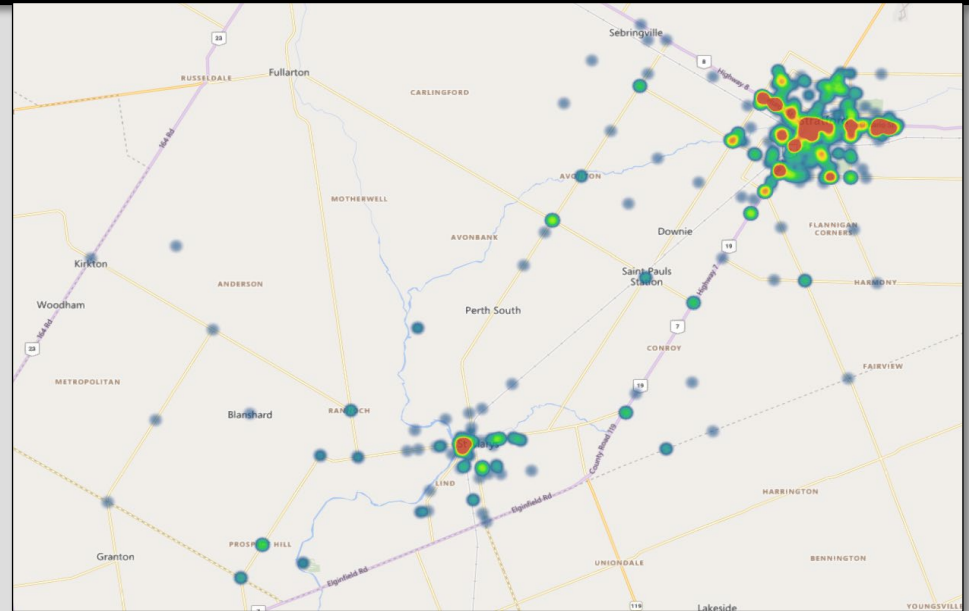
OCCURRENCES	2023 St Marys	2023 Perth South	2023 Stratford	2023 Total	2024 St Marys	2024 Perth South	2024 Stratford	2024 Total
MVC's	103	110	681	894	70	117	712	899
PERSONAL INJURY	8	12	67	87	4	14	70	88
PROPERTY DAMAGE ONLY	74	93	498	665	53	100	508	661
HIT AND RUN	21	4	116	141	13	3	133	149
FATAL	0	1	0	1	0	0	1	1

- In 2024 the motor vehicle collisions reported to the police stayed relatively consistent when compared to 2023 and 2022.*
- In Stratford there was a decrease in collisions in 2020 and 2021 which was likely due to people staying home more during the Covid-19 pandemic. 2023 and 2024 the collision rate is still lower than 2019.*

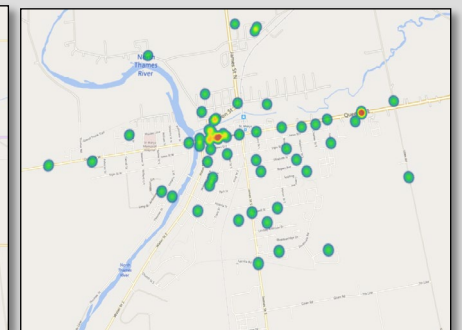
MVC Yearly Comparison



- In 2024 there was one fatal collision, and it was in Stratford.*



Stratford



St Marys

TRAFFIC STATISTICS

OCCURRENCES	2023 St Marys	2023 Perth South	2023 Stratford	2023 Total	2024 St Marys	2024 Perth South	2024 Stratford	2024 Total
E-TICKET OCCURRENCES	212	690	1156	2058	207	884	1140	2231
IMPAIRED OPERATION	9	11	39	59	5	10	57	72
DRIVE WHILE DISQUALIFIED	3	2	29	34	7	3	33	43
HTA WARNINGS ISSUED	150	228	802	1180	138	349	643	1130



- *E-tickets are Provincial Offence Notices (PON) issued by the police, eg speeding. In 2024 E-ticket occurrences generated increased by 7.75% when compared to 2023. The 2231 e-tickets generated is still lower than the 2376 in 2021.*
- *In 2024 impaired occurrences increased by 18.06% when compared to 2023. Both 2023 and 2022 are significantly lower than the 74 impaireds that occurred in 2021. 2024 had 72 which was comparable to 2021.*
- *Warnings issued stayed consistent from 2020 to 2022. However, in 2023 there was an increase by 11.01% when compared to 2022. 2024 decreased by 4.42% when compared to 2023.*

ENFORCEMENT – CHARGES LAID



**Charges laid
has decreased
when
compared to
2019 which
had 6755
charges.**



- Due to the Covid-19 pandemic and the stay-at-home order, 2020 to 2022 showed a decrease in charges laid when compared to 2019. The reason for this is due to less HTA and CAIA charges being laid. In 2024 there was a slight increase when compared to 2023 but both years are still lower than 2019.
- In 2024 HTA charges increased by approximately 12% when compared to 2023.
- CDSA charges increased slightly when comparing 2024 to 2023. Further, there was an increase by 12.72% in 2023 when compared to 2022.

Legislation	2023 St Marys	2023 Perth South	2023 Stratford	2023 Total	2024 St Marys	2024 Perth South	2024 Stratford	2024 Total
CRIMINAL CODE	183	84	1,933	2,200	152	80	2,071	2,303
CONTROLLED DRUGS & SUBSTANCES ACT	17	9	204	230	13	0	225	238
COMPULSORY AUTOMOBILE INSURANCE ACT	50	72	295	417	55	126	265	446
HIGHWAY TRAFFIC ACT	249	833	1,252	2,334	321	993	1,344	2,658
LIQUOR LICENCE ACT	9	8	69	86	15	8	79	102
TRESPASS TO PROPERTY ACT	2	0	66	68	7	0	101	108
CANNABIS ACT/CANNABIS CONTROL ACT	1	7	37	45	1	2	28	31
Total	511	1,013	3,856	5,380	564	1,209	4,113	5,886

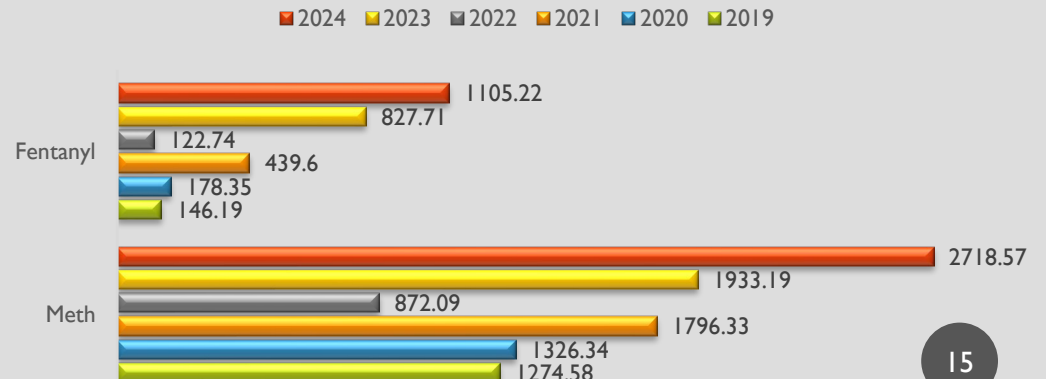
DRUGS & FIREARMS



OCCURRENCES	2023 St Marys	2023 Perth South	2023 Stratford	2023 Total	2024 St Marys	2024 Perth South	2024 Stratford	2024 Total
CDSA CHARGES	16	9	204	229	14	0	225	239
Possession Heroin	1	0	1	2	0	0	0	0
Possession Cocaine	3	0	23	26	1	0	24	25
Possession Other (Sch I-IV)	9	5	138	152	11	0	102	113
Traffick Meth	0	0	0	0	0	0	0	0
Traffick Other	0	0	0	0	1	0	4	5
Possession for Purpose Cocaine	1	0	7	8	0	0	14	14
Possession for Purpose Heroin	0	0	0	0	0	0	0	0
Possession for Purpose Other (Sch I-IV)	2	4	35	41	1	0	81	82
WEAPON OFFENCES	13	4	87	104	11	3	55	69
WEAPONS CHARGES	18	3	117	138	3	10	105	118
Possession Contrary to Order	4	1	16	21	1	7	18	26
Possession of Weapon	6	2	50	58	0	0	42	42
Carry Concealed	4	0	30	34	2	2	15	19
Unauthorized possession of Firearm/Weapon	4	0	21	25	0	1	30	31

- In 2024 drug charges increased by 4.18% when compared to 2023.
- The amount of Fentanyl and Methamphetamine seized by Stratford Police rose dramatically in 2024. The rising amount of drugs seized continues to be the trend over the last five years.

Drug Seizure Comparison in Grams



SOCIAL WELFARE

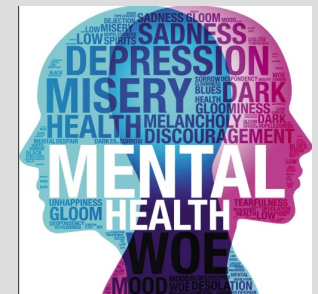
OCCURRENCES	2023 St Marys	2023 Perth South	2023 Stratford	2023 Total	2024 St Marys	2024 Perth South	2024 Stratford	2024 Total
Mental Health Related	74	19	791	884	83	17	796	896
Missing Persons/Check Well-Being	107	33	975	1,115	115	25	948	1,088
Overdoses	3	0	19	22	2	0	19	21
Suicides Including Attempts	2	4	38	44	3	2	26	31
Sudden Deaths	8	3	52	63	7	3	38	48

Overdoses
stayed
relatively the
same in
2024.
1 of the **21**
overdoses
resulted in
death.

Mental
health
occurrences
increased by
1.36% in 2024

Suicides
including
attempts
decreased by
29.55% in 2024

- Mental health related occurrences increased in 2024 compared to the year before.
- From 2020 to 2024 there were 121 overdoses reported to the Police. Of the 121 overdoses, five resulted in a fatality. Narcan was administered in 37 of the overdoses.



VIOLENT OFFENCES

Sexual Assault occurrences stayed the same in 2024 but decreased by 20% in 2023

Violent offences increased over the last five years.

OCCURRENCES	2023 St Marys	2023 Perth South	2023 Stratford	2023 Total	2024 St Marys	2024 Perth South	2024 Stratford	2024 Total
VIOLENT OFFENCES	43	13	364	420	53	9	363	425
HOMICIDE including ATTEMPTS	0	0	1	1	0	0	3	3
ASSAULTS	33	8	255	296	42	7	258	307
Sexual Assault	3	4	37	44	5	2	45	52
Aggravated Assault	0	0	1	1	0	0	1	1
Assault w Weapon / Causing Bodily Harm	6	2	32	40	7	1	33	41
Assault Level 1	23	2	176	201	26	3	168	197
Assault Police	1	0	9	10	4	1	11	16
ROBBERY	0	1	4	5	2	0	6	8
UTTER THREATS TO PERSON	8	3	98	109	7	1	90	98
ARSON-DISREGARD FOR HUMAN LIFE	2	1	6	9	2	1	6	9

- In 2024 there were 435 violent occurrences reported, compared to 420 in 2023, 383 in 2022, 336 in 2021 and 317 in 2020.
- There is an average of 30 to 40 Sexual Assaults reported to Stratford Police every year. However, in 2022 there were 55 sexual assaults and in 2023 there were 44 reported to the police.
- Police investigated 5 attempt homicides in 2019 to 2024. All of these occurrences resulted in charges laid. There were no homicides in 2019 to 2023. There were two homicides in 2024 and both were solved.
- Assault Police occurrences decreased by 33% when comparing 2023 to 2022. Assaults on police stayed the same in 2024 when compared to 2023.

DOMESTIC OFFENCES

OCCURRENCES	2023 St Marys	2023 Perth South	2023 Stratford	2023 Total	2024 St Marys	2024 Perth South	2024 Stratford	2024 Total
Domestic Disputes	107	32	615	754	73	34	548	655
Criminal Harassment/ Stalking/Harassing Contact	10	0	45	55	10	0	78	88

- Domestic disputes decreased by 9.43% when comparing 2024 to 2023.
- Charges were laid in 19% of the domestic related occurrences in 2024.
- St Marys accounted for 11.15% of the domestic related occurrences reported to Police in 2024.
- Perth South accounted for 5% of the domestic related occurrences reported to Police in 2024.




**In 2024 19 %
of domestic
disputes
resulted in
charges.**

**Number of
occurrences
where one
party was
charged; 81%
male, 11%
female.**

**Both parties
were
charged on
7% of the
occurrences
where
charges
were laid**

PROPERTY OFFENCES

Incidents	2023 St Marys	2023 Perth South	2023 Stratford	2023 Total	2024 St Marys	2024 Perth South	2024 Stratford	2024 Total
PROPERTY OFFENCES	176	69	1,427	1,672	158	58	1,303	1,519
BREAK & ENTER	16	13	140	169	13	9	124	146
THEFT OVER \$5000	1	1	7	9	1	0	8	9
THEFT UNDER \$5000	36	19	374	429	20	7	317	344
THEFT FROM A MOTOR VEHICLE	8	2	145	155	15	1	112	128
SHOPLIFTING	10	0	144	154	8	0	199	207
FRAUD & IDENTITY THEFT	50	13	255	318	38	24	214	276
MISCHIEF /PROPERTY DAMAGE /GRAFFITI	42	13	328	383	53	10	308	371
STOLEN VEHICLES	13	8	34	55	10	7	21	38

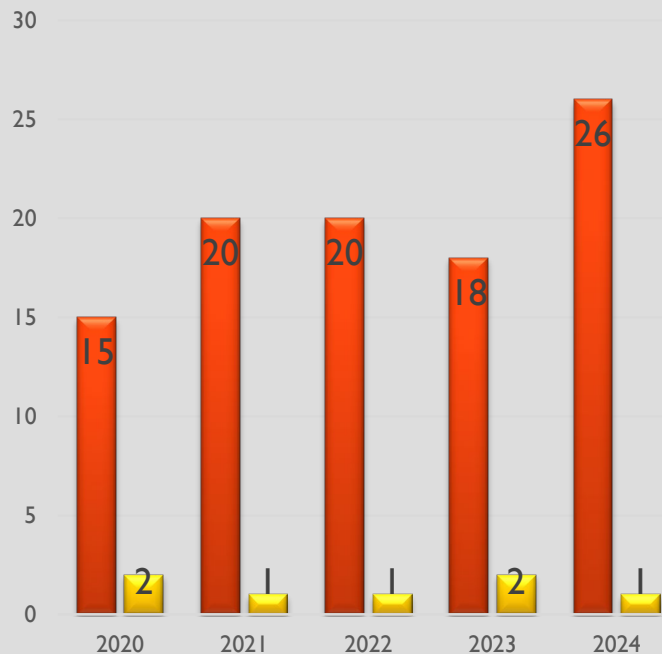


Stratford Police Bike Registry Program

www.project529.com/stratfordpoliceservice

- Overall property offences in 2024 decreased by 10% when compared to 2023 and also decreased by 6.6% when comparing 2024 to 2022.
- Theft from motor vehicles decreased by 24.71% when comparing 2024 to 2023. This was lower than the 404 in 2022.
- Theft of vehicles decreased by 3% when comparing 2024 to 2023.
- Break and enters decreased by 15% in 2024. However, 2023, 2022 and 2021 break and enters were lower than 2020.
- CamSafe and 529 Garage are two property crime prevention projects initiated by the Stratford Police. For more information see <https://www.stratford.ca/en/live-here/stratford-police-services.aspx>.

COMPLAINTS AGAINST POLICE



■ Public Complaints - LECA ■ SIU - Special Investigations Unit



Law Enforcement
Complaints Agency

Ontario



Accountability and transparency go a long way to building trust between the public and the police. There are two independent civilian investigative agencies in Ontario whose mandates are to investigate the conduct of police officers or the policies of the police service.

The Office of the Independent Review Director (OIPRD) now known as the Law Enforcement Complaints Agency (LECA) investigates all complaints where a member of the public alleges that an officer has committed misconduct under the Police Services Act or the policies or services provided by the police service did not comply with the Act.

“Police officers are expected to act with honesty and integrity and not abuse the extraordinary powers and authority they are granted. Police officers are also expected to treat people with respect and to act in a manner that does not discredit or undermine public confidence in the police service.” www.oiprd.ca

There was 26 new public complaints initiated to the Law Enforcement Complaints Agency (LECA) in 2024. Of the 26 complaints a total of 13 were screened out by LECA as not being in the public interest to refer for investigation. Of the 13 referred to investigation two were withdrawn during investigation, eight were found to be unsubstantiated after investigation meaning there was no finding of misconduct on the part of the officers. The balance of the complaints were carried over to 2025.

The second independent civilian investigative agency in Ontario is the Special Investigations Unit which investigates incidents involving police officers where there has been death, serious injury or allegations of sexual assault where there may be criminal conduct on the part of the officer(s).

There was one SIU investigations in 2024. An individual was place under arrest and secured in a cell at the Stratford Police Headquarters. The individual subsequently exhibited signs of an overdose. The individual was administered Narcan, transported by EMS to hospital and revived. The SIU investigation determined there was no criminal liability on the officers overseeing the cell area at the time.

Contact Us+

Stratford Police Service



SERVING SINCE 1854

Township of
Perth South

EMERGENCIES: 911

NON-EMERGENCIES: 519-271-4141

MAILING ADDRESS: 17 GEORGE ST W
BOX 21041
STRATFORD ON,
N5A 1A6

ADMINISTRATION BUILDING:
789 ERIE ST
STRATFORD ON,
N4Z 1A1

