



**STRATFORD
POLICE**

2025
ANNUAL REPORT

STRATFORD POLICE SERVICE





TABLE OF CONTENTS

- 
4. Chief's Message
 5. Stratford Mayor Message and Quick Overview
 6. St Marys Mayor Message and Quick Overview
 7. Perth South Mayor Message and Quick Overview
 8. Police Service Mission and Values
 9. Strategic Priorities/Trends
 10. Budget
 11. General Statistics
 12. Five Year Occurrence Count
 13. Dispatch/Arrival Times
 13. Motor Vehicle Collisions (MVC)
 14. *Traffic Statistics*
 16. *Enforcement – Charges Laid*
 17. *Drugs and Firearms*
 18. *Social Welfare*
 19. *Violent Offences*
 20. *Domestic Offences*
 21. *Property Offences*
 22. *Complaints Against Police*
 23. *Contact Us*

MESSAGE FROM THE CHIEF OF POLICE



It is truly an honour to serve as the Interim Chief of Police for the Stratford Police Service. I am proud to be part of an organization that is well positioned to continue to grow alongside the communities we serve.

Our Service is made up of dedicated and professional members, both civilian and sworn, who genuinely care about the safety and well-being of our community. Every day, they demonstrate a strong commitment to public service, working diligently to deliver policing that is responsive, fair, and community focused.

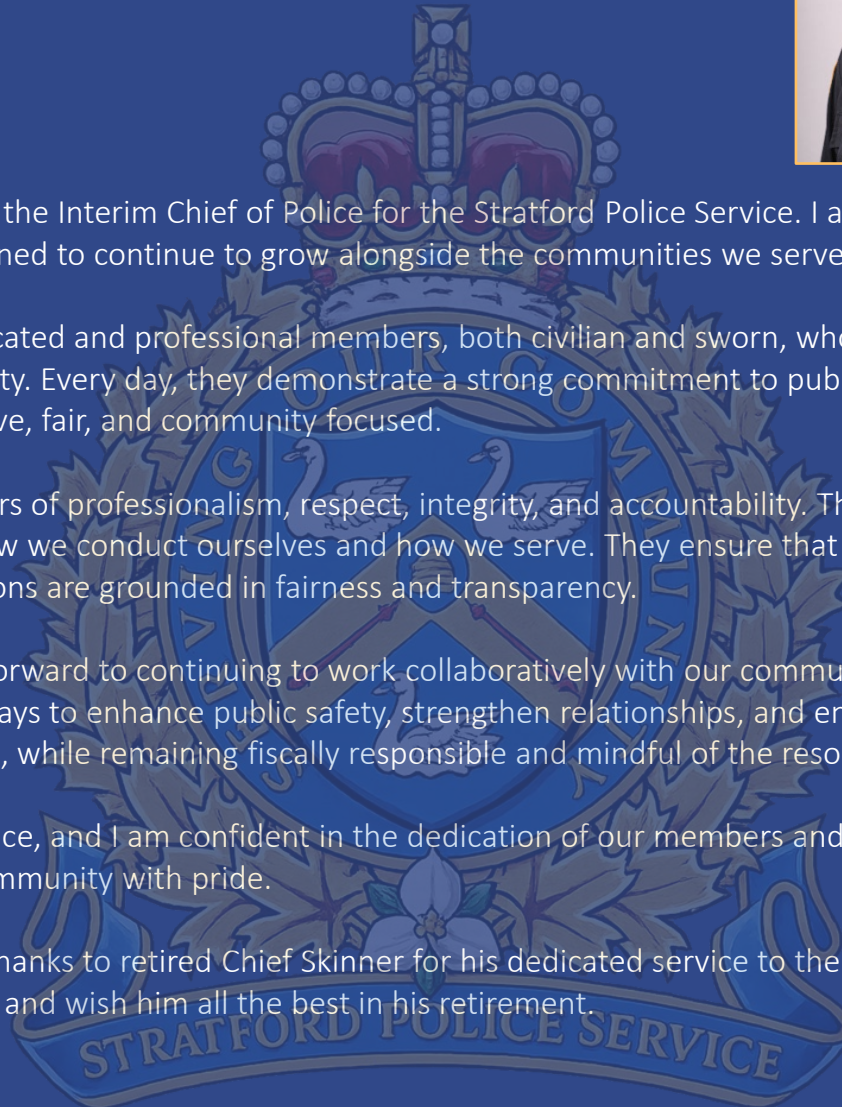
We are guided by our core pillars of professionalism, respect, integrity, and accountability. These values are not simply words, but expectations that shape how we conduct ourselves and how we serve. They ensure that we remain trusted partners in the community and that our decisions are grounded in fairness and transparency.

As we move forward, we look forward to continuing to work collaboratively with our community partners. Together, we will seek innovative and effective ways to enhance public safety, strengthen relationships, and ensure we are delivering the highest level of service possible, while remaining fiscally responsible and mindful of the resources entrusted to us.

It is a privilege to lead this Service, and I am confident in the dedication of our members and the strength of our partnerships as we continue to serve our community with pride.

I would also like to extend my thanks to retired Chief Skinner for his dedicated service to the Stratford Police Service. We are thankful for his years of service and wish him all the best in his retirement.

Paul Landers
Chief of Police



Mayor Message and Stats Overview



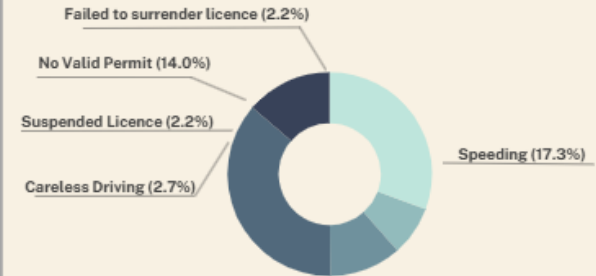
Thank you for this opportunity to share my thoughts in the Annual Report for the Stratford Police Services. This has been a very busy and productive year for our Police Services and the Police Services Board. A special acknowledgement of the retirement of Police Chief Greg Skinner following 40 years, 7.5 years as Chief in Stratford. Thank you Greg Skinner, on behalf of the residents of Stratford. Also, a warm welcome to our new Chief Paul Landers. Chief Landers will serve as Interim Chief while we navigate the important work of selecting a new permanent Police Chief. I wish, as well, to thank the members of our Police Services Board. We are back to a full board compliment with new appointments through the Province and the City of Stratford City Council. I was pleased to be named as Board Chair, however, I wish to thank former Chair Steve Cousins for his leadership and for setting a course for the important work moving forward. We also reflect on the passing of board member Dave Gaffney. Part of this work was the development of our new Strategic Plan. Thank you to Consilium for their fulsome engagement of our residents, local organizations and the Police Association. The board will receive the new Strategic Plan in May, and we look forward to sharing it with our public, and using us to guide our journey of service. In conclusion, we believe that our investment in our Stratford Police Services is one of our most important investments. An investment that positively impacts our residents, businesses, and our approximately 1.7 million annual visitors. This service includes the Town of St.Marys and Perth South. I will end by thanking all members of the Police Association for their care, compassion and dedication to this service. We are proud and thankful of your service.

Martin Ritsma
Mayor, City of Stratford

2025 STATS OVERVIEW FOR STRATFORD

E-TICKETS

996 E-Tickets were given out in 2025, including 240 speeding tickets.



POLICE CALLS TO 911

Annual calls for police service increased by 2.13% from last year.



18,864

POLICE CALLS IN 2025

OCCURRENCES

CHARGES LAID

4520

YOUTHS CHARGES

52

DOMESTIC VIOLENCE

Calls

615

Charged

Which led to **119**

COLLISIONS

Police responded to 740 motor vehicle collisions in 2025.



Fatal Accidents **0**

Resulted in Personal Injuries **52**

Hit & Runs **144**

Other Collisions **544**

MENTAL HEALTH CALLS

768

Mental health related calls

SUICIDES

17

Includes attempted suicides.



Mayor Message and Stats Overview

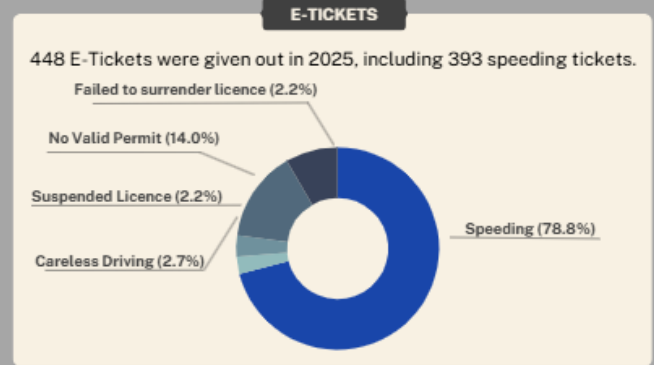


Township of Perth South

On behalf of the Township of Perth South and its residents, I would like to express our sincere appreciation to Stratford Police Services for their hard work and dedication to policing our community. As a Township, our goal is to foster a safe and welcoming environment for our residents, business owners, and visitors, and Stratford Police Services continues to be a critical partner in this mission, as reflected in the 2025 Annual Report. Policing a community is much more than simply responding to calls for service. At its heart, modern policing involves a collaborative effort between police and the community to identify and solve local challenges, while continually building trust and mutual respect. With a focus on developing relationships with residents and community partners through regular interactions and open dialogue, the results of the Township's relationship with Stratford Police Services are clear—our community feels safe, and our voice is heard in the local problem-solving process. We look forward to continuing this strong partnership in the years ahead. On behalf of Council and our residents, thank you to the members of Stratford Police Services for your professionalism, your commitment to community engagement, and the care you show in keeping Perth South a safe and supportive place to live, work, and visit.

Sue Orr
Mayor for the Township of Perth South

2025 STATS OVERVIEW FOR PERTH SOUTH



POLICE CALLS TO 911

Annual calls for police service decreased by **26.3%** from last year.

1869
POLICE CALLS IN 2025

OCCURRENCES

CHARGES LAID	YOUTHS CHARGES
963	0

DOMESTIC VIOLENCE

Calls	Charged
13	4

Which led to

COLLISIONS

Police responded to 110 motor vehicle collisions in 2023.

Fatal Accidents	1
Resulted in Personal Injuries	10
Hit & Runs	2
Property Collisions	76

MENTAL HEALTH CALLS

21 Mental health related calls

SUICIDES

0 Includes attempted suicides.

Township of
Perth South

Mayor Message and Stats Overview



On behalf of the Town of St. Marys and my fellow councillors, I would like to extend our sincere thanks to the Stratford Police Department and first responders who dedicate their time and efforts to keeping the Town of St. Marys safe.

In the Town of St. Marys, we are fortunate to offer the services of a full-time Community Outreach Worker that offers facilitation, education and referrals for residents who require socio-economic support. To learn more about this service please visit www.townofstmarys.com/stonetownsupports.

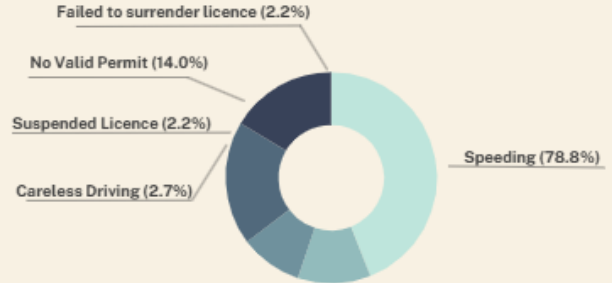
We are truly privileged to live in St. Marys, a town where strong relationships are fostered among residents and where a sense of safety and mutual respect is evident throughout our community. Our commitment to inclusivity and continued growth is a source of pride for all. We deeply appreciate the unwavering dedication and visible presence of the Stratford Police Department, whose efforts play a vital role in ensuring our town remains safe and welcoming for everyone. Their diligence not only protects us but also strengthens the foundation of trust and unity that makes St. Marys such a remarkable place to call home.

Al Strathee
Mayor of St Marys

2025 STATS OVERVIEW FOR ST MARYS

E-TICKETS

127 E-Tickets were given out in 2025, including 45 speeding tickets.



POLICE CALLS TO 911

Annual calls for police service decreased by 11.48% calls from last year



2,182

POLICE CALLS IN 2025

OCCURRENCES

CHARGES LAID

448

YOUTHS CHARGES

1

DOMESTIC VIOLENCE

Calls

75

Charged

Which led to **18**

COLLISIONS

Police responded to 103 motor vehicle collisions in 2023.



Fatal Accidents	0
Resulted in Personal Injuries	5
Hit & Runs	15
Other Collisions	61

MENTAL HEALTH CALLS

90 Mental health related calls

SUICIDES

1 Includes attempted suicides.



Stratford Police Mission:

TO DELIVER PROFESSIONAL, RESPECTFUL, AND ACCOUNTABLE POLICING THROUGH STRONG COMMUNITY PARTNERSHIPS, FOSTERING SAFETY, TRUST, AND RESPECT FOR ALL.

Stratford Police Values:

WE ARE COMMITTED TO PROVIDING HIGH-QUALITY SERVICE IN AN EQUITABLE AND ACCESSIBLE MANNER. WE WILL:

- ENSURE THE SAFETY AND SECURITY OF ALL PEOPLE AND PROPERTY. SAFEGUARD THE FUNDAMENTAL RIGHTS PROTECTED BY THE CANADIAN CHARTER OF RIGHTS AND FREEDOMS AND THE HUMAN RIGHTS CODE.
- TREAT EVERYONE WITH DIGNITY AND RESPECT AND MAINTAIN A WORKPLACE AND SERVICE ENVIRONMENT FREE FROM PREJUDICE, DISCRIMINATION, HARASSMENT, AND RACISM.
- BUILD TRUST AND STRENGTHEN COOPERATION WITH THE COMMUNITY THROUGH OPENNESS, TRANSPARENCY, AND ACCOUNTABILITY. LEAD BY EXAMPLE AND REMAIN AN ENGAGED, INTEGRAL PART OF THE COMMUNITY WE SERVE.
- PURSUE NEW INITIATIVES AND PROGRAMS THAT BENEFIT BOTH THE COMMUNITY AND OUR MEMBERS. COMMIT TO CONTINUOUS LEARNING, IMPROVEMENT, AND PROFESSIONAL EXCELLENCE.

PRIORITIES AND TRENDS

THE BUSINESS OF POLICING:

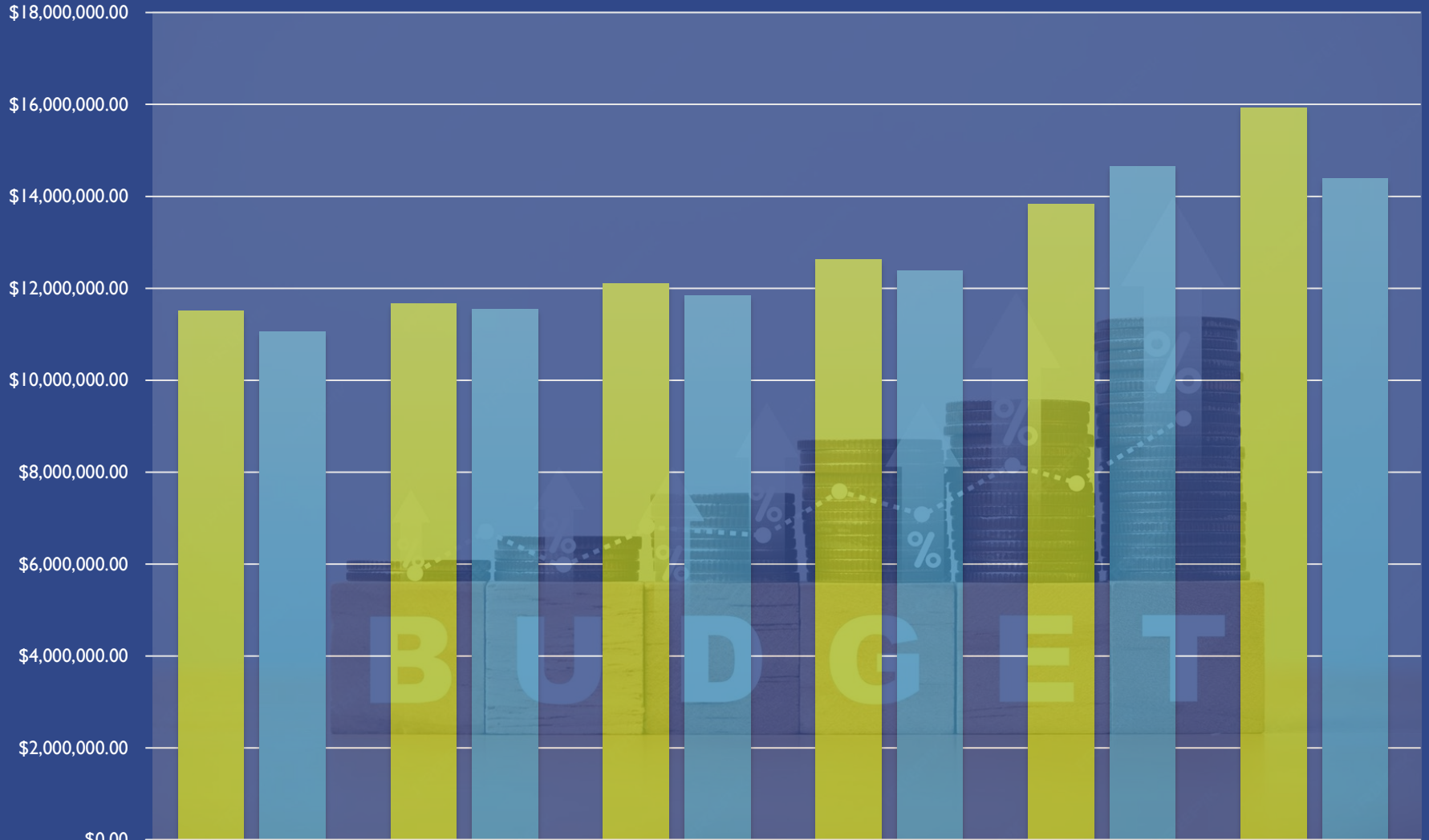
- Population policed by the service is 45,000
- 117 personnel – 73 sworn Police Officers/27 full time civilians/10 part time civilians/7 Auxiliary Constables
- Community concern continues to remain elevated regarding the visibility and impact of complex social issues. Homelessness, addictions, mental health, and intimate partner violence continue to place increasing demands on police and community resources.

EMERGING TRENDS AFFECTING POLICE SERVICES:

- Increasing Complexity of Calls for Service - Front-line incidents are becoming increasingly complex, frequently involving multiple risk factors, vulnerabilities, and interconnected social challenges.
- Persistent Social Disorder and Vulnerability Concerns - Police services continue to respond to growing public concerns related to homelessness, addictions, mental health crises, and intimate partner violence.
- Expanded Need for Collaborative Response Models - Effective service delivery increasingly requires integrated and multi-disciplinary approaches, including co-response models, embedded partnerships, and enhanced specialized training.
- Heightened Expectations for Transparency and Accountability - Public scrutiny, governance oversight, and accountability expectations continue to increase through agencies and stakeholders such as Police Services Boards, Law Enforcement Complaints Agency (LECA), Special Investigations Unit (SIU), and the Inspectorate of Policing (IoP).
- Evolving Service Delivery Models - Police services are continuing to examine alternative and sustainable service delivery models, including the civilianization of selected administrative and support functions where appropriate.
- Accelerated Technology Integration - Technology adoption continues to expand across operational policing, investigations, analytics, records management, and community service delivery.
- Maintaining Public Confidence and Trust - Sustaining community trust and confidence remains a strategic priority and foundational component of effective policing.



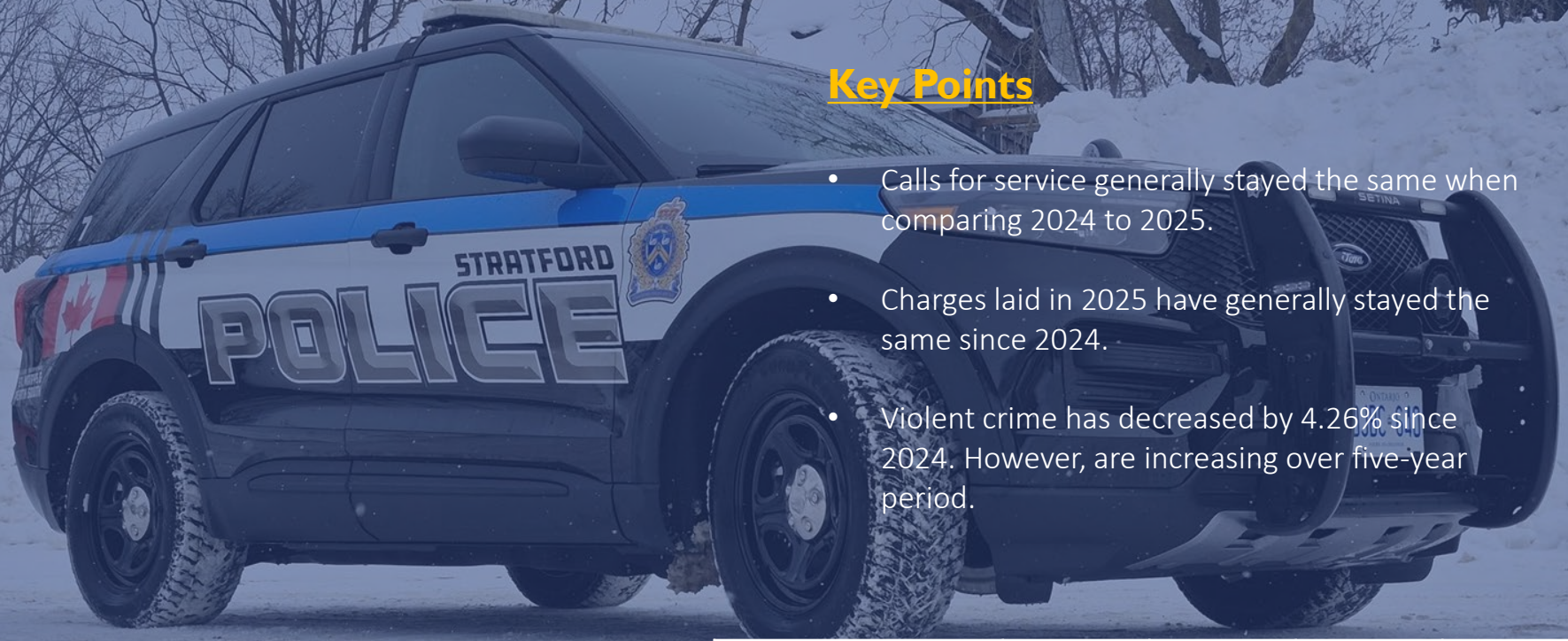
BUDGET



	2020	2021	2022	2023	2024	2025*
■ Budget	\$11,509,070	\$11,656,557	\$12,097,829	\$12,621,026	\$13,821,228	\$15,931,981
■ Actual	\$11,045,747	\$11,541,945	\$11,842,914	\$12,387,812	\$14,655,920	\$14,392,239

* 2025 actual expenditures are estimates pending final audit.

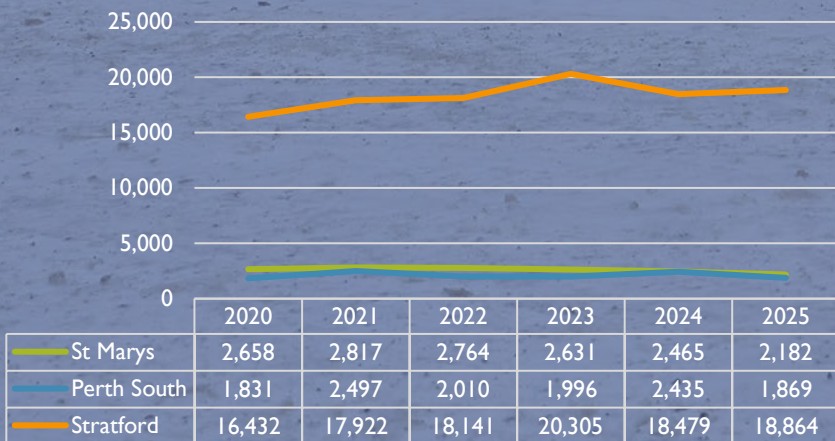
GENERAL STATISTICS



Key Points

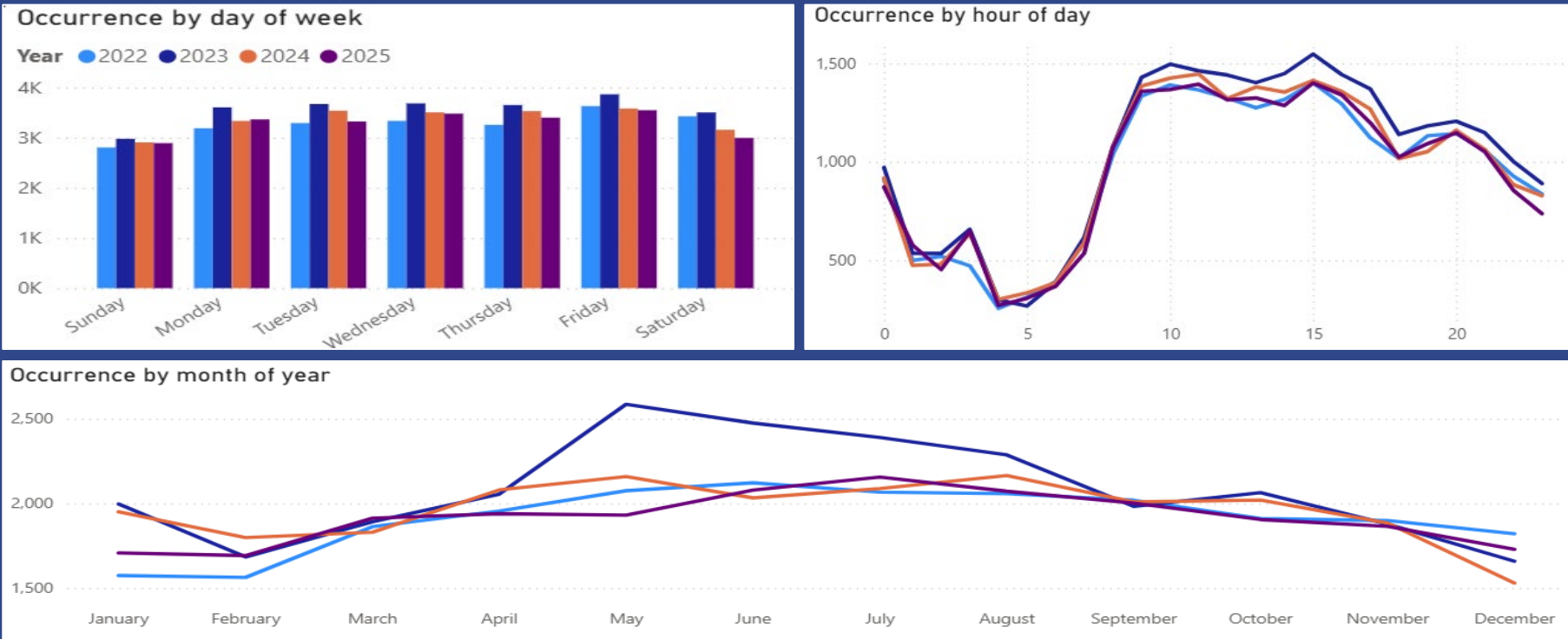
- Calls for service generally stayed the same when comparing 2024 to 2025.
- Charges laid in 2025 have generally stayed the same since 2024.
- Violent crime has decreased by 4.26% since 2024. However, are increasing over five-year period.

2020 to 2025 Occurrences Generated Yearly Comparison



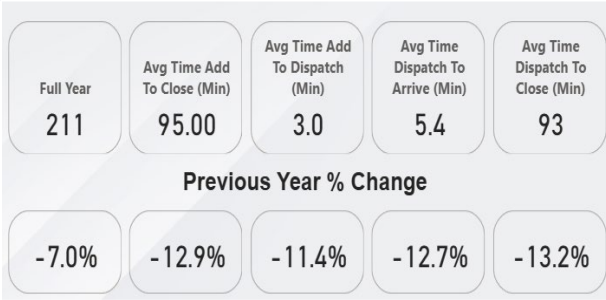
GENERAL STATISTICS	2025 St Mary's	2025 Perth South	2025 Stratford	2025 Total
OCCURRENCES				
Calls for Service	2,182	1,869	18,864	22,915
Violent Crime	37	7	361	405
Property Crime	131	42	1,282	1,455
Domestic Disputes	75	13	615	703
Social Welfare	194	51	1,782	2,027
Drugs & Firearms Offences	33	14	329	376
Charges Laid	448	963	4,520	5,931

FIVE YEAR OCCURRENCE COUNT



- The year of 2023 showed the highest number of occurrences generated when compared to the last five years. Perth South and St Marys occurrence counts decreased in 2025 when compared to 2024 and 2023.
- The busiest time of day is from 10am to 3pm with an increase again at 8pm. This has been consistent over the five-year comparison.
- In 2025 Friday was the busiest day and Sunday was the least busy for occurrences generated.
- In 2025 the busiest month of the year for calls for service was July, and the slowest month was February.

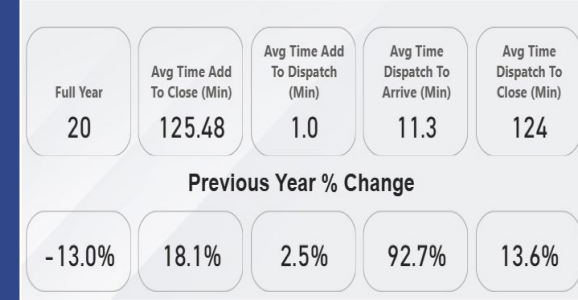
Stratford



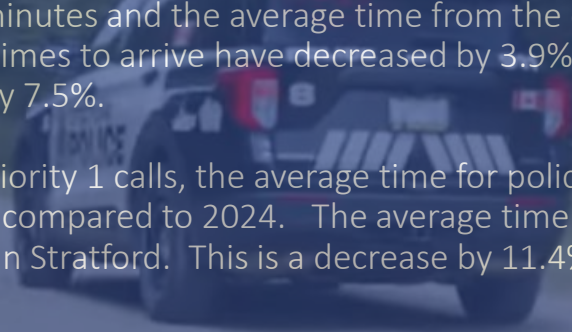
Perth South



St Marys



- The above charts shows the time of dispatch to arrival in 2025 for priority 1 calls for service by municipality.
- In 2025 on priority 1 calls, the average time for police to arrive was 6.3 minutes and the average time from the call until police were dispatch was 2.8 minutes. Last year in 2024 on priority 1 calls, the average time for police to arrive was 6.5 minutes and the average time from the call until police were dispatch was 3.0 minutes. As you can see times to arrive have decreased by 3.9% and times from call until police were dispatch has decreased by 7.5%.
- In Stratford in 2025 on priority 1 calls, the average time for police to arrive was 5.4 minutes, which is a decrease by 12.7% when compared to 2024. The average time from the call until police were dispatched was 3.0 minutes in 2025 in Stratford. This is a decrease by 11.4% when compared to 2024.

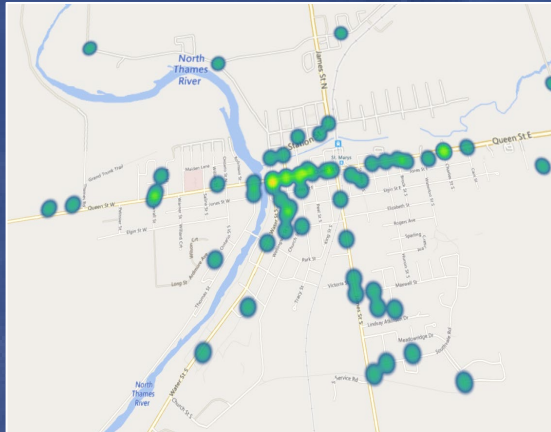


MOTOR VEHICLE COLLISIONS (MVC)

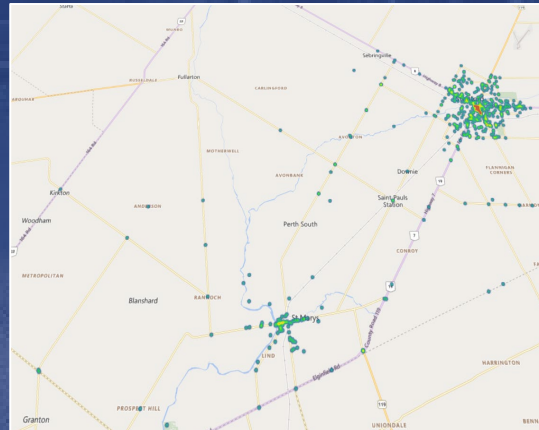
- Top intersections for accidents in Stratford are;
 - Ontario St & Ch Meier
 - Erie St & Ontario St
 - Ontario St & Waterloo St South
- St Marys is;
 - Queen St E & Church St N
- Perth South is;
 - Perth Line 20 & Perth Road 130
- There was one fatal accident in 2023, 2024 and 2025.
- Motor Vehicle Collisions have slightly increased over the last five-year span. In 2025, Perth South saw a 23.93% decrease in collisions when compared to 2024.

MVC Statistics				
OCCURRENCES	2025 St Marys	2025 Perth South	2025 Stratford	2025 Total
MVC's	81	89	740	910
PERSONAL INJURY	5	10	52	67
PROPERTY DAMAGE ONLY	61	76	544	681
HIT AND RUN	15	2	144	161
FATAL	0	1	0	1

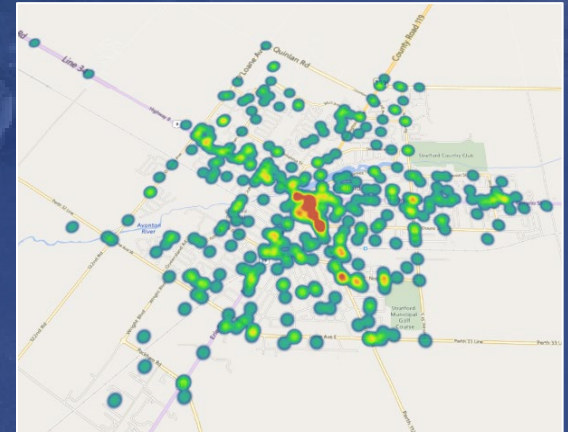
St Marys



Perth South




Stratford



Enforcement

	2024 St Marys	2024 Perth South	2024 Stratford	2024 Total	2025 St Marys	2025 Perth South	2025 Stratford	2025 Total
E-TICKET OCCURRENCES	208	883	1140	2231	127	448	996	1571
IMPAIRED OPERATION	6	11	57	74	6	17	40	63
DRIVE WHILE DISQUALIFIED	14	25	81	120	10	23	71	104
HTA WARNING OCCURRENCES	136	344	636	1116	125	270	751	1146



- E-tickets are Provincial Offence Notices (PON) issued by the police, eg speeding. In Stratford in 2025 E-ticket occurrences generated decreased by 14.46% when compared to 2024. Also, the 2025 e-tickets generated decreased by 23.66% from 2023.
- In 2025 impaired occurrences decreased by 14.86% when compared to 2024. However, Perth South increased by 54.55% in 2025 when compared to 2024.
- Warnings issued stayed generally consistent from 2020 to 2025. However there has been a gradual increase over the five-year span.

Charges Laid by Statute

Legislation	2025 St Marys	2025 Perth South	2025 Stratford	2025 Total
CRIMINAL CODE	146	71	2,178	2,408
CONTROLLED DRUGS & SUBSTANCES ACT	17	4	214	223
COMPULSORY AUTOMOBILE INSURANCE ACT	35	116	307	458
HIGHWAY TRAFFIC ACT	236	767	1632	2,631
LIQUOR LICENCE ACT	4	1	59	64
TRESPASS TO PROPERTY ACT	3	0	90	93
CANNABIS ACT/CANNABIS CONTROL ACT	1	3	19	23
Total	442	962	4,499	5,876

- Charges laid have stay the same when compared to 2024.
- In 2025 Highway Traffic Act (HTA) charges slightly decreased by 1.09% when compared to 2024. However, HTA charges have notably increased by 21.34% in Stratford in 2025 when compared to 2024.
- Controlled Drug and Substance Act (CDSA) charges decreased slightly when comparing 2025 to 2024. CDSA charges laid have relatively stayed the same when comparing 2022 to 2025.
- Liquor Licence Act (LLA) charges laid have decreased by 37.25% when compared to 2024.



DRUGS & FIREARMS

OCCURRENCES	2025 St Mary's	2025 Perth South	2025 Stratford	2025 Total
CDSA CHARGES	17	4	214	235
Possession Heroin	0	0	1	1
Possession Cocaine	2	2	32	36
Possession Other (Sch I-IV)	8	2	118	128
Traffick Cocaine	3	0	15	6
Traffick Meth	0	0	0	0
Traffick Other	0	0	0	0
Possession for Purpose Cocaine	3	0	12	15
Possession for Purpose Heroin	0	0	0	0
Possession for Purpose Other (Sch I-IV)	1	0	36	37
WEAPON OFFENCES	6	8	60	74
WEAPONS CHARGES	10	2	55	67
Possession Contrary to Order	2	1	9	12
Possession of Weapon	3	0	26	29
Carry Concealed	1	0	4	5
Unauthorized possession of Firearm/Weapon	4	1	16	21



Drug Seizure Comparison in Grams



- Meth and fentanyl seizures decreased by 69.03% in 2025 when compared to 2024. However, 2024 was the highest seizure rates in the last five years.
- Controlled Drug and Substance Act (CDSA) charges have slightly decreased in 2025 compared to 2024.
- Weapon offences have decreased by 7.25% in 2025 when compared to 2024.
- Firearms seized in 2023 was 124, 2024 was 93 and 2025 was 225. One occurrence in 2025 had 153 firearms seized.

SOCIAL WELFARE INCIDENTS

- Mental health related occurrences slightly decreased by 2.12% in 2025 compared to 2024.
- From 2020 to 2025 there were 145 overdoses reported to the Police. Of the 145 overdoses, 17 resulted in a fatality. Narcan was administered in 72 of the overdoses.
- Overdoses increased by 21.05% in 2025.
- In 2025 three of the 24 overdoses resulted in death.
- Suicides including attempts decreased by 34.62% in 2025 compared to 2024.

OCCURRENCES	2024 St Marys	2024 Perth South	2024 Stratford	2024 Total	2025 St Marys	2025 Perth South	2025 Stratford	2025 Total
Mental Health Related	83	17	798	898	90	21	768	879
Missing Persons/Check Well-Being	115	25	948	1,088	94	24	917	1,035
Overdoses	2	0	19	21	1	0	23	24
Suicides Including Attempts	3	2	26	31	1	0	17	18
Sudden Deaths	7	3	38	51	8	6	57	71



VIOLENT OFFENCES

OCCURRENCES	2024 St Marys	2024 Perth South	2024 Stratford	2024 Total	2025 St Marys	2025 Perth South	2025 Stratford	2025 Total
VIOLENT OFFENCES	53	9	361	423	37	7	361	405
HOMICIDE including ATTEMPTS	0	0	3	3	0	0	1	1
ASSAULTS	42	7	259	308	30	6	251	287
Sexual Assault	5	2	45	52	6	2	39	47
Aggravated Assault	0	0	2	2	0	0	1	1
Assault w Weapon / Causing Bodily Harm	7	1	33	41	6	1	41	48
Assault Level I	26	3	168	197	18	2	159	179
Assault Police	4	1	11	16	0	1	11	12
ROBBERY	2	0	6	8	0	0	8	8
UTTER THREATS TO PERSON	7	1	87	95	7	1	93	101
ARSON-DISREGARD FOR HUMAN LIFE	2	1	6	9	0	0	8	8

- In 2025 there were 405 violent occurrences reported, compared to 423 in 2024, 420 in 2023, 384 in 2022, 336 in 2021 and 317 in 2020.
- There is an average of 30 to 40 Sexual Assaults reported to Stratford Police every year. Sexual Assault occurrences have decreased by 9.62% in 2025 when compared to 2024.
- There was one attempted homicide in 2025. In 2024 there was three homicides that were all deemed solved.
- Assault Police occurrences decreased by 25% when comparing 2025 to 2024.
- Violent offences have decreased in 2025 compared to 2024

DOMESTIC OFFENCES

OCCURRENCES	2025 St Marys	2025 Perth South	2025 Stratford	2025 Total
Domestic Disputes	75	13	615	703
Criminal Harassment/ Stalking/Harassing Contact	9	0	78	87

- Domestic disputes decreased by 7.16% when comparing 2025 to 2024.
- Charges were laid in 19.97% of the domestic related occurrences in 2025.
- Stratford accounted for 87.39% of the domestic related occurrences reported to Police in 2025.
- St Marys accounted for 10.76% of the domestic related occurrences reported to Police in 2025.
- Perth South accounted for 1.84% of the domestic related occurrences reported to Police in 2025.
- Number of occurrences where one party was charged; 96.63% male, 13.44% female.
- Both parties were charged on 8.40% of the occurrences where charges were laid

Power & Control

Domestic violence is defined by a pattern of abusive behaviors used to establish and maintain power and control over another person.

This abuse can affect intimate partners in a current or past relationship as well as family members from different households.

Forms of Abuse

The violence can be:

- physical
- sexual
- emotional
- financial
- psychological

It can include any behaviors that:

- intimidate
- manipulate
- humiliate
- isolate
- frighten
- terrorize
- coerce
- threaten
- blame
- hurt
- injure or wound someone

Who It Affects

Domestic violence can happen to anyone, regardless of:

- age
- race
- gender
- religion
- place of residence
- or socioeconomic status

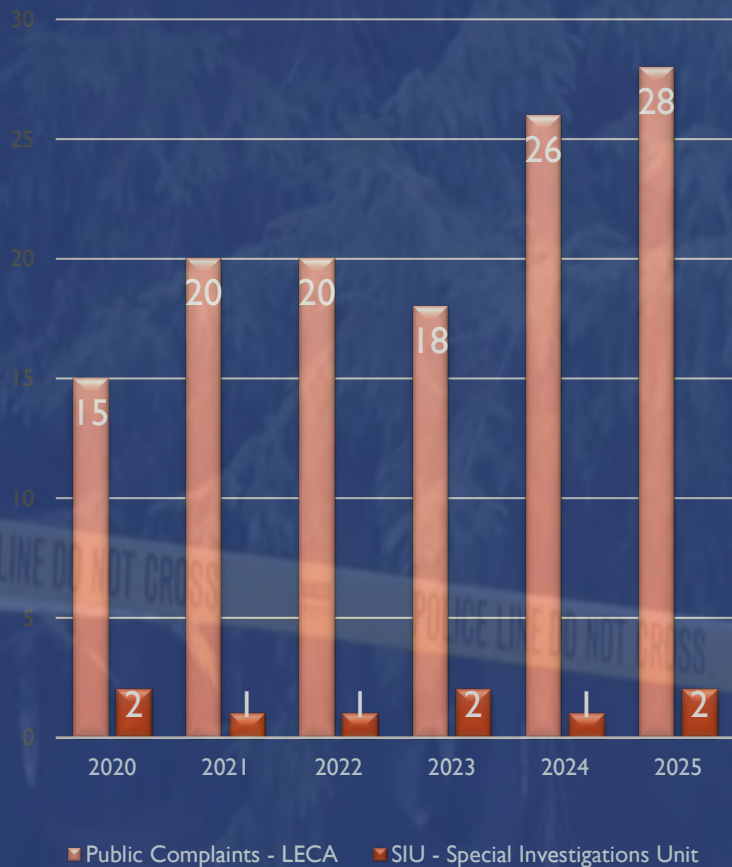
PROPERTY OFFENCES

- Overall property offences in 2025 decreased by 4.21% when compared to 2024 and have steadily decreased from 2023.
- Theft from motor vehicles decreased by 14.84% when comparing 2025 to 2024. This was lower than the 155 in 2023.
- Auto thefts decreased by 15.79% when comparing 2025 to 2024.
- Break and enters decreased by 26.71% in 2025.
- CamSafe, Coplogic and 529 Garage are three property crime prevention projects initiated by the Stratford Police. For more information see [Crime Prevention](#).

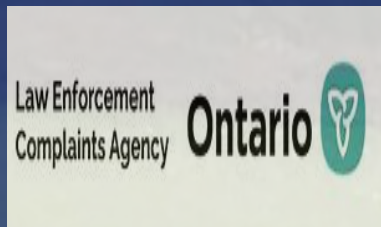
Incidents	2025 St Marys	2025 Perth South	2025 Stratford	2025 Total
PROPERTY OFFENCES	131	42	1,282	1,455
BREAK & ENTER	5	9	93	107
THEFT OVER \$5000	0	0	9	9
THEFT UNDER \$5000	23	2	344	369
THEFT FROM A MOTOR VEHICLE	13	2	94	109
SHOPLIFTING	4	0	193	197
FRAUD & IDENTITY THEFT	43	14	211	268
MISCHIEF/PROPERTY DAMAGE & GRAFFITI	37	13	314	364
STOLEN VEHICLES	6	2	24	32



COMPLAINTS AGAINST POLICE



- Accountability and transparency are important to building and maintaining public trust in policing. In Ontario, three independent civilian oversight bodies help review police conduct and, in some cases, police service policies and services.
- The Law Enforcement Complaints Agency (LECA) receives and reviews complaints from the public about officer misconduct under the Community Safety and Policing Act. LECA also looks at complaints about whether a police service’s policies or services followed the requirements of the Act.
- In 2025, LECA opened 28 new public complaints. Of these, 15 were screened out because LECA determined that sending them forward for investigation was not in the public interest. The other 13 complaints were referred for investigation. During that process, one complaint was withdrawn, five were found to be unsubstantiated, meaning no misconduct was found, and six were resolved through Early Resolution or Informal Resolution. At the time of reporting, one investigation was still ongoing.
- The Special Investigations Unit (SIU) is another independent civilian oversight agency in Ontario. It investigates incidents involving police where there has been a death, serious injury, or an allegation of sexual assault, and where there may be possible criminal responsibility on the part of an officer.
- In 2025, the Service was involved in two SIU investigations. In both cases, the SIU invoked its mandate and then ended the investigations after its initial review. The SIU found that there were no grounds for criminal charges against the officers involved.
- The third independent civilian oversight body is the Inspectorate of Policing (IoP). The Inspector General works at arm’s length from government and helps promote accountability across policing in Ontario. The IoP provides regulatory oversight to help ensure police services follow the Community Safety and Policing Act and its regulations.



Contact Us



[SPS Facebook Page](#)



[SPS Instagram](#)



[SPS X Page](#)



EMERGENCIES

911

NON-EMERGENCIES

519-271-4141

HQ & MAILING ADDRESS

17 GEORGE ST W
BOX 21041
STRATFORD ON,
N5A 1A6

ADMIN BUILDING

789 ERIE ST
STRATFORD ON,
N4Z 1A1



STRATFORD POLICE SERVICE

TO SERVE AND PROTECT IN PARTNERSHIP
WITH OUR COMMUNITY.

[About Stratford Police](#)



STRATFORD POLICE SERVICE

TO SERVE AND PROTECT IN PARTNERSHIP
WITH OUR COMMUNITY.